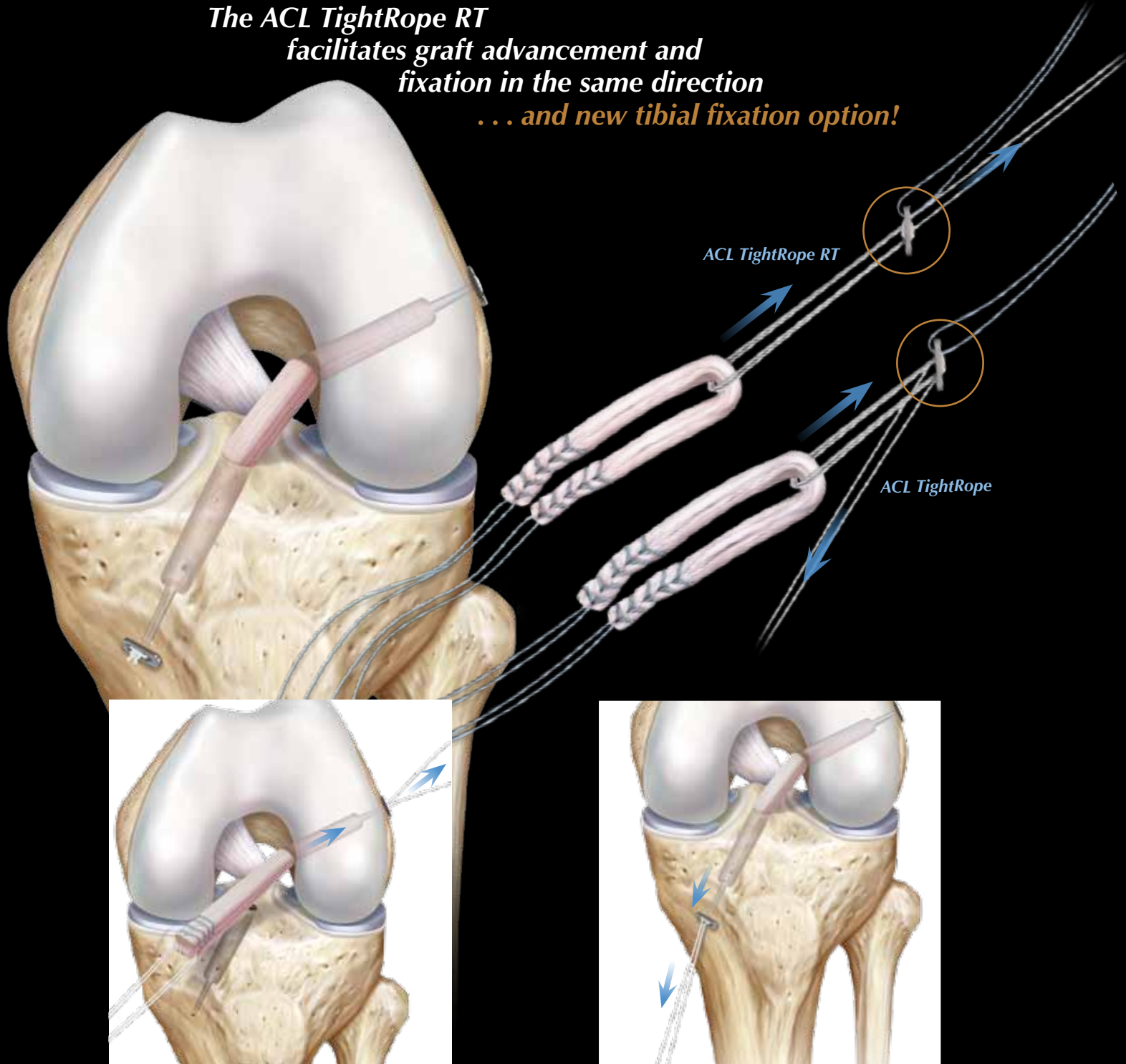


# ACL TightRope® RT

Advancing ACL TightRope Fixation in a New Direction

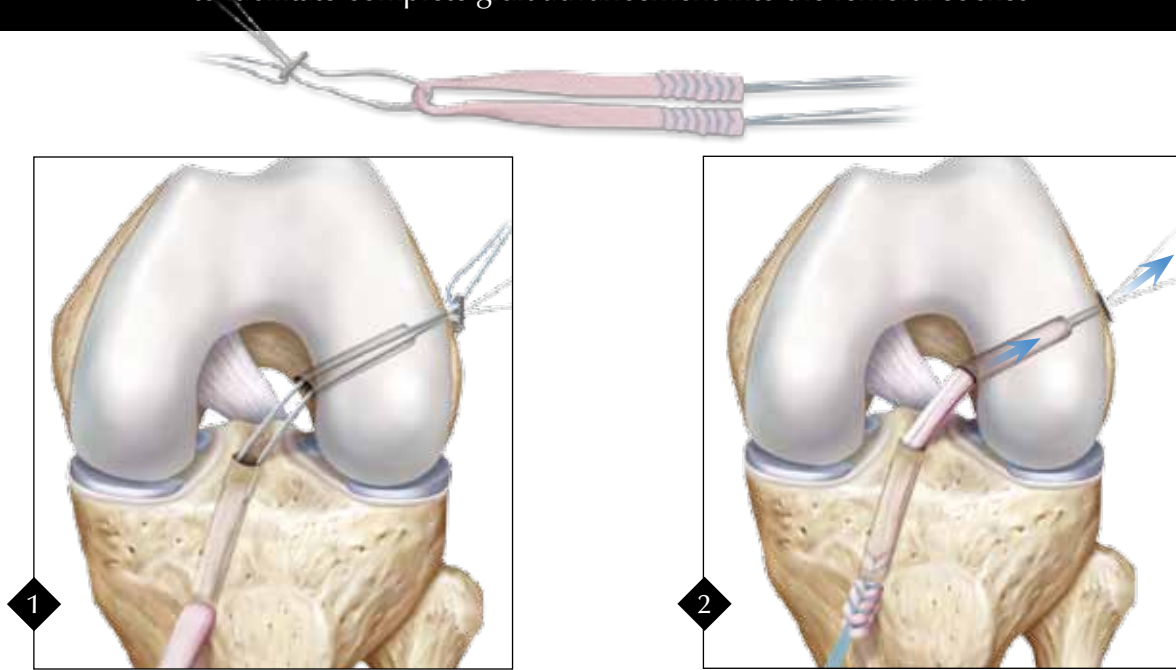
*The ACL TightRope RT facilitates graft advancement and fixation in the same direction ... and new tibial fixation option!*



ACL TightRope RT femoral fixation advances the graft with lateral cinching sutures through the guide pin hole, without the need for secondary drilling.

**NEW!** ACL TightRope RT simplifies All-Inside ACL Reconstruction tibial fixation by facilitating graft tensing in full extension with distal button fixation over cortical bone.

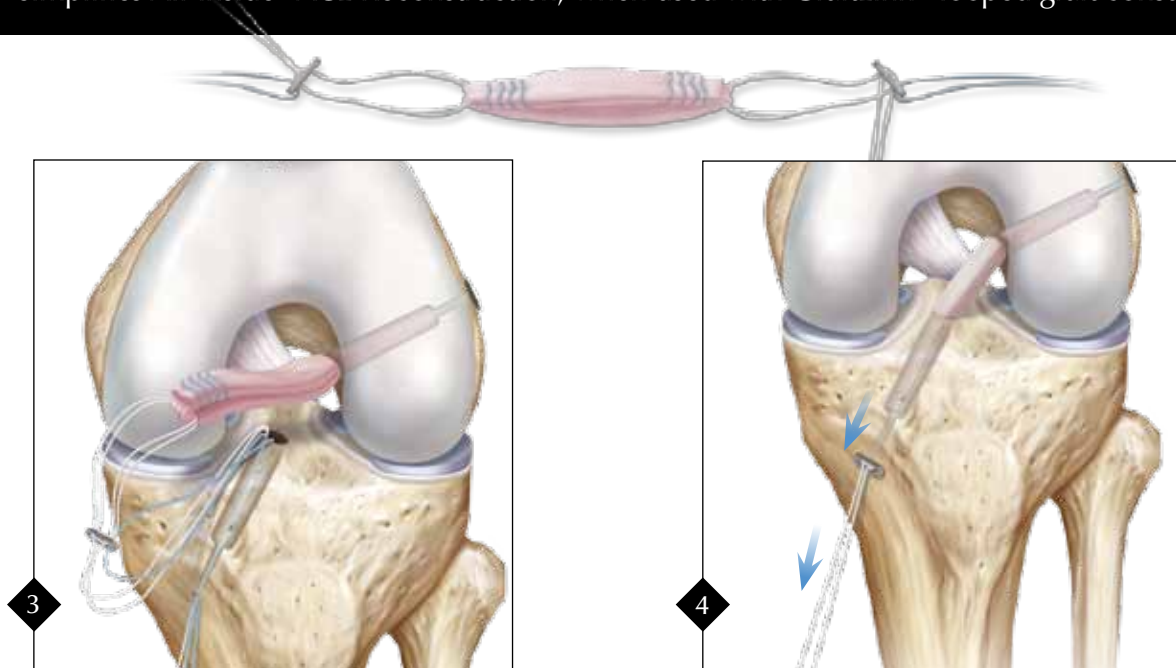
**ACL TightRope RT for femoral graft fixation** allows in-line pull of cinching sutures to facilitate complete graft advancement into the femoral socket



The ACL TightRope Button is passed through a guide pin hole, which eliminates the need to “over ream” and preserves bone for cortical fixation.

Cinching sutures are pulled laterally, in line with the graft, to facilitate advancement and allow femoral tensioning after tibial fixation if desired.

**ACL TightRope RT for tibial fixation** allows adjustable, cortical tibial fixation and simplifies All-Inside® ACL Reconstruction, when used with GraftLink™ looped graft construct



After femoral fixation, the ACL TightRope RT is passed through the anterior cortex and the graft is passed into the socket.

Distal traction on cinching sutures allows tensioning of the graft in any angle of knee flexion. The ACL TightRope Button creates consistent fixation on the tibial side.