

Imaging and Resection

Next Generation in Minimally Invasive Surgical Technology



Arthrex[®] 

Helping Surgeons Treat Their Patients Better[®]

Since its inception, Arthrex has been committed to one mission: Helping Surgeons Treat Their Patients Better. We are strategically focused on constant product innovation through scientific research, surgeon collaboration, and medical education to make less invasive surgical procedures simple, safer, and more reproducible. Each year, we develop more than 1000 new innovative products and procedures to advance minimally invasive orthopedics worldwide.

Arthrex has always remained a privately held company, which allows for the rapid evaluation of new technologies and ideas and the freedom to develop products and techniques that truly make a difference. Our experienced team of dedicated professionals represents a shared passion and commitment to delivering uncompromising quality to the health care providers who use our products and the millions of patients whose lives we impact.

The medical significance of our contributions serves as our primary benchmark of success and will continue into the future as the legacy of Arthrex.

Table of Contents

Integration, Imaging, and Image Management.....	05
Nano Arthroscopy.....	27
Synergy ^{Resection™} System	45
Fluid and Insufflation Management	55
Arthroscopic RF System.....	69
Arthroscopic RF System.....	70
Arthroscopic RF System.....	71
Synergy Service and Support	77

Integration, Imaging, and Image Management

Synergy Matrix™ Video Integration.....	06
Synergy.net™ Data Integration Software.....	07
SurgeonVault® Application.....	07
Synergy OR Command™ Room Status.....	08
Synergy 4K Imaging Platforms.....	09
UHD 4K Monitors.....	11
4K and HD Camera Heads.....	11
Light Guides.....	12
StarFish™ Scope Rotation Attachment.....	12
Arthroscopes and Sheath Systems.....	14
Laparoscopes.....	17
HD Endoscopes.....	17
Scope and Sheath Accessories.....	18
Competitive Sheaths.....	18
Instrument Cases.....	18
Bridges.....	19
Metal Cannulas and Sets.....	19
Video Cart.....	21
Video Cart and Monitor Stand.....	22
Secondary Monitor Stand.....	24
Printer and Recorder.....	24

Synergy Matrix™ Video Integration



The Synergy Matrix system was the world’s first OR integration platform capable of supporting the 4K video signal produced by the Synergy Vision™ and Synergy^{ID}™ camera systems and distributing it to multiple displays within the OR. The next-generation platform expands on the success of the Synergy Matrix integration system with the inclusion of an integrated touch panel that provides improved system performance, reliability, and overall user experience.

Please direct questions or requests for customized Synergy Matrix integration quotes to the Synergy Integration team at SynergyIntegration@Arthrex.com.

Product Description	Item Number
Synergy Matrix software license	AR-3200-1052
Synergy Matrix Core software license	AR-3200-1053

Key Features and Benefits

- Newly redesigned user interface is available on a touchscreen in every integrated OR
- Programmable room presets allow for quick routing and configuration of a room’s audio and video sources to destinations. As an example, a room preset can be set for laparoscopic procedures so that with the touch of a button, the room automatically routes the configured sources to the desired displays in the room
- Robust room-to-room communication and source sharing gives users more control over which outside rooms have viewing capabilities of their internal sources. Shared sources can be granted permission for a specific time range or removed from sharing by the source owner as needed

- Room camera control allows users to modify the pan, tilt, and zoom settings for the room camera. In addition, room camera settings can be saved as a preset to allow for quick configuration of a room camera’s position. For example, a room camera preset can be set for privacy so that with the touch of a button, the room camera’s position automatically adjusts away from the patient’s location
- Improved remote support and proactive system monitoring allow for integrated rooms to be upgraded and serviced independently
- Equipped with the latest in 4K imaging and integration technology, the Synergy Matrix system is a state-of-the-art video-over-IP solution that can lower the cost of ownership and positively impact OR workflow
- Room-to-room connectivity supports sharing video and audio sources across integrated ORs, conference rooms, pathology labs, and observation rooms
- The Synergy Matrix system provides more capabilities at a fraction of the footprint required in the OR, thereby saving valuable OR space

Synergy Matrix™ Core

The Synergy Matrix Core system provides in-room 4K video and audio integration while simplifying the installation process and focusing on key functionality. The value-driven platform uses the same touch panel controller as the Synergy Matrix system but with a simplified user interface, providing both uniformity and familiarity for the OR staff, while featuring intuitive and easy-to-use functionality.

The Synergy Matrix Core system uses an all-in-one switch assembly installed in each integrated room, allowing for true 4K video and audio routing without requiring cable pulls to a centralized IT closet and operating completely independent of the facility’s network.

Synergy.net™ Data Integration Software



Synergy.net data integration software brings connectivity to your OR by integrating seamlessly with your hospital network to connect to your EHR, PACS, worklists, and surgeon preferences.

Synergy.net software allows for all surgeon and procedure settings to sync to each OR, creating a consistent and reliable experience. Intraoperative media can be sent to different destinations, whether you are inputting data to an EHR record or PACS or pushing data to the SurgeonVault cloud-based surgeon communication tool.

Product Description	Item Number
Synergy.net management software hl7	AR-3200-1034
Synergy.net HL7 software single license	AR-3200-1047
Synergy.net pairing license key	AR-3200-1067
Synergy.net text notification license key	AR-3200-1046

- Interfaces with EHRs and other HL7-based systems
- Provides a single database for all cases captured by all Synergy devices
- Improves DICOM capabilities, which includes transfer of video to a PACS
- Offers network printing from any Synergy device

SurgeonVault® Application



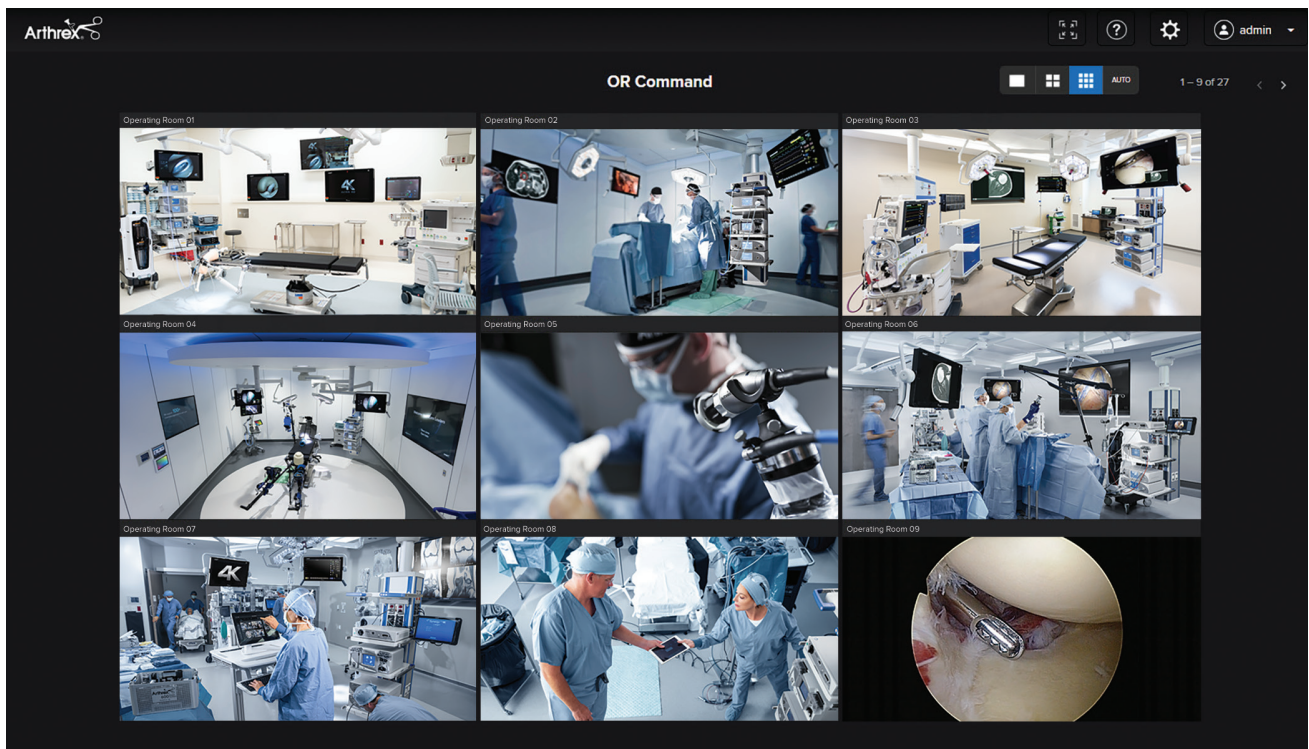
The SurgeonVault secure cloud-based surgical communication application provides surgeons with access to their data at any time and allows them to distribute surgical videos and stills and other selected content directly to their patients.

Key Features and Benefits

- Improved surgeon-patient communication
 - Surgeons can quickly and easily share case and library content to meet their patients' needs
 - Patients receive access to a secure, multimedia-rich patient portal rather than traditional static content
 - Improved communication to patients may improve patient satisfaction scores
- User friendly interface with templates and library content for quick, easy surgeon onboarding
- Social media tools to promote practice online presence
- Surgeons can access content from either the Synergy Surgeon™ app or from any web browser at any time from any location
- Latest encryption technology ensures content remains private and secure for patients and surgeons

Product Description	Item Number
SurgeonVault single-user license: monthly term	SVSIN-MTM
SurgeonVault single-user license: 1-year term	SVSIN-1YR
SurgeonVault enterprise license unlimited users: 1-year term	SVENT-1YR

Synergy OR Command™ Room Status



A powerful tool for maximizing OR efficiency and workflow, Synergy OR Command room status provides surgeons and staff with a centralized dashboard view of simultaneous video streams across all operating rooms. Authorized users can access Synergy OR Command room status through a networked browser or smart device. Benefits of Synergy OR Command room status include adaptive scheduling, minimized downtime, accelerated surgeon workflows, and real-time information for decision-makers. Whether viewing the user interface on a computer, tablet, or dedicated wall display in an OR corridor, Synergy OR Command room status provides the efficiency needed in today's busy OR.

Key Features and Benefits

- Improve workflow efficiencies with OR visibility
- Kiosk Mode for dedicated displays
- Privacy Mode allows staff to mute video feeds
- Configurable dashboard layout options
- OR turnover status
- Room camera control
- Scope view from Synergy camera consoles

Product Description	Item Number
Synergy OR command room status	AR-3200-1044

Synergy 4K Imaging Platforms



Experience the Synergy Vision™ imaging system, an all-in-one option featuring high dynamic range (HDR) 4K visualization with wide-view imaging and fluorescence while supporting the NanoNeedle Scope and video integration.

Key Features and Benefits

The Synergy Vision imaging system was designed with the latest technology to deliver optimal and revolutionary results.

- **Pano™ Scope:** Quickly and easily switch between traditional 30° and 70° views to a 45° ultrawide view at the touch of a button. The Pano scope allows surgeons to visualize more anatomy on a single screen while minimizing the need for additional portals or scopes.
- **Nano Vision™ Functionality:** The NanoNeedle Scope integrates directly to the Synergy Vision console as either a primary or secondary view allowing for a simultaneous 4K and Nano visualization on the same screen.
- **Synergy Vision Connect™ Console:** Allowing for 6 inputs and 4 outputs, the Synergy Vision Connect system offers built-in OR integration capabilities for in-room switching and routing.
- **HDR:** The Synergy Vision imaging system offers HDR for enhanced contrast of surgical anatomy and ideal visualization.
- **Fluorescence Imaging:** Switch to fluorescence 4K imaging with the touch of a button. Easily toggle through different modes and colors, depending on the fluorescence application and individual surgeon preference.

Synergy Tablet Controller

Our unique and innovative “tablet” interface allows users to remotely and efficiently enter patient information, surgeon preferences, and image management settings once. The Synergy tablet controller may help reduce cost, shorten OR times, and increase efficiency.

Synergy 4K Consoles

Product Description	Item Number
Synergy ^{HD} ™ 4K console	AR-3200-0025
Synergy Vision console	AR-3200-0026
Synergy Vision Connect console (a)	AR-3200-0027
Synergy Vision tablet (b)	AR-3200-1016
Synergy digital documentation tablet	AR-3200-1021

Synergy 4K Imaging Platforms (Cont.)



The camera console comes with base software to manage 4K image and video capture, printing, and USB export. Additional software modules are offered to better address customer's individual needs. By offering software modules focused on functionality, facilities can select the features that best serve their unique needs.

Synergy Software Modules

Product Description	Item Number
Premium bundle	AR-3200-1091
Data management module	AR-3200-1092
Workflow support module	AR-3200-1093
Clinical enhancement module	AR-3200-1094

Base Module Features

- Still image capture and video recording
- Print still images
- 4K image display
- Export to USB

Data Management Module Features

- Export media to DICOM or network folders
- Synergy.net™ pairing license

Workflow Support Module Features

- Network-based system allows live video streaming to any authorized remote viewer
- Export images to the Synergy Surgeon App™ software:
 - Review and edit still images and videos
 - Annotate on stills
 - Create presentations and postoperative reports for patients

- Heads-up display
- Capture images from a secondary device
- Surgical preparation checklist
- 4K video capture

Clinical Enhancement Modules Features

- Augmented reality overlay to enhance spectral and textural changes in the surgical image
- Enhance or reduce the color red in live image to improve visualization
- Consistent illumination across the entire image with highlight feature
- Pano™ scope wide view imaging

Premium Bundle

- Comprehensive bundle that includes all Synergy software features

Synergy Accessories

Product Description	Item Number
Synergy System Integration Cable Kit	AR-3200-1040
Input/output 1080p video signal converter	AR-3210-1005
C-mount HD optical zoom coupler	AR-3210-0006
C-mount right angle coupler	AR-3210-0009
C-mount optical non-zoom coupler	AR-3210-0012
Wireless Kit, 1 tx and 1 rx	FHD-1TX-1RX
Wireless Kit, 1 tx and 2 rx	FHD-1TX-2RX
DVI input/output video signal converter	90T0009
SDI input/output video signal converter	90T0011
VGA input/output video signal converter	90T0013
S-video input/output video signal converter	90T0015
Synergy laser light source	AR-3200-1018

UHD 4K Monitors



- 27 in, 32 in, and 55 in UHD 4K display options available
- Versatile multiformat signal support
- With and without Synergy Matrix™ video integration enabled

Monitors

Product Description	Item Number
32 in 4K HDR 12G SDI display	AR-3250-3212
32 in 4K surgical display	AR-3250-3211
27 in 4K surgical display	AR-3250-2701
4K monitor, 27 in	27HJ713S-W
UHD 4K monitor, 55 in	K9307930
UHD 4K monitor w/ Synergy Matrix decoder, 55 in	K9307931
55 in 4K medical grade display w/ decoder	K9352362
55 in 4K medical grade display 12G version	K9352361
55 in 4K medical grade display non-MNA version	K9352360

Monitor Covers

Product Description	Item Number
Protection cover for 32 in monitor, black	703459-15
Protection cover for 27 in monitor, black	703458-15
Tablet cover for UHD4, black	703510-15

4K and HD Camera Heads




The Synergy Vision™ imaging system supports two camera heads. With unique features and benefits for each style, these camera heads were designed for both orthopedic and endoscopic procedures. The picture produced by all of the Synergy camera heads increases depth perception and creates more precise color reproduction. All of these camera heads carry the industry-leading standard autoclavable warranty while maintaining a comfortable and ergonomic design.

Camera Heads

Product Description	Item Number
4K Synergy ^{UHD4™} camera head, broadband, autoclavable	AR-3210-0029
4K Synergy ^{UHD4} C-mount camera head, broadband, autoclavable	AR-3210-0030
4K Synergy ^{UHD4} ultra camera head, autoclavable	AR-3210-0031
4K Synergy ^{UHD4} ultra C-mount camera head, autoclavable	AR-3210-0032
Synergy ^{HD} 4MOS camera head	AR-3210-0033
Synergy Visionary™ camera head	AR-3210-0034
Synergy Vision camera head	AR-3210-0035

Light Guides



Arthrex's light guides are made from hundreds of high-quality fibers. Instead of gluing fibers, we fuse ours at the proximal end to maximize light transmission. The unique handle increases durability and prevents accidental removal of the light guide. Additionally, our transparent casing makes it easier to monitor when to replace light guides.

Product Description	Item Number
Light guide cable, blue, 5 mm × 2.7 m (a)	AR-3240-5027
Light guide cable, grey, 5 mm × 2.7 m	AR-3240-5028
Light guide cable, blue, 3.5 mm × 2.7 m	AR-3240-3527
Light guide cable, blue, 5 mm × 4 m	AR-3240-5040
Light guide cable, grey, 5 mm × 2.7 m, 90° distal end	SS9-GYW50W108
Endoscope cable, gray, 3.5 mm	SS-GBS35S120
Light guide cable, grey, universal, 3.5 mm × 2.7 m	AR-3240-3530
Bifurcated light guide cable, grey, 3.5 mm × 2.7 m	AR-3240-5045
Bifurcated light guide cable, gray, 90° distal end, 3.5 mm × 2.7 m	AR-3240-5090
Light guide, blue, 5 mm × 2.7 mm (b)	FTIMG26203TB
Light guide, blue, 3.5 mm × 2.7 mm	FTIMG26206TB

Adapters for Universal Light Guide

Product Description	Item Number
Wolf adapter	AR-3240-3530W
Storz adapter	AR-3240-3530S
Olympus adapter	AR-3240-3530O
ACMI adapter	AR-3240-3530A

StarFish™ Scope Rotation Attachment

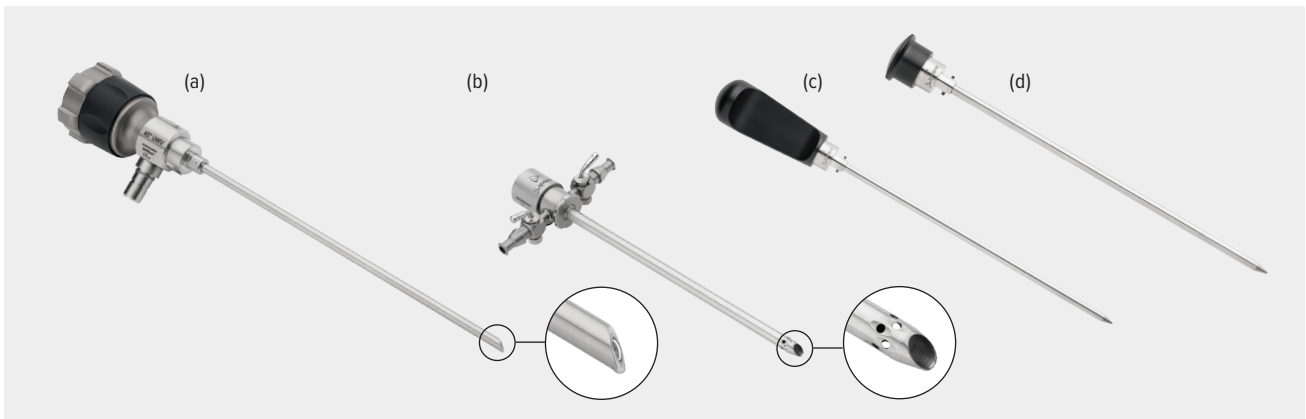


The StarFish scope rotation attachment connects to Synergy 4 mm and 3 mm arthroscopes and 5.5 mm laparoscopes. The StarFish attachment protrudes proximally toward the camera head, which allows one-handed directional changes without the use of the light cord.

Product Description	Item Number
StarFish scope attachment	AR-3370-0006
StarFish C-mount scope attachment	AR-3370-0008



Arthroscopes and Sheath Systems



4K Pano™ Scope

Product Description	Item Number
4K C-mount Pano arthroscope, 45°, 4.2 mm x 161 mm (a)	AR-3355-4050

Sheaths and Obturators for Pano Scope

Product Description	Item Number
High-flow sheath for Pano scope, tapered, fenestrated, single stopcock	AR-3373-4201
High-flow sheath for Pano scope, tapered, fenestrated, double stopcock (b)	AR-3373-4202
Conical obturator for Pano scope with handle	AR-3375-4201
Sharp trocar for Pano scope with handle	AR-3375-4202
Cannulated obturator for Pano scope with handle	AR-3375-4203
Blunt obturator for Pano scope with handle	AR-3375-4204
Conical obturator for Pano scope	AR-3375-4207
Switching stick, 4.2 mm x 15"	AR-3020-10
Switching stick, cannulated, 4.2 mm x 15"	AR-3020-11

Inflow/Outflow Sheath for Pano Scope

Product Description	Item Number
Inflow/outflow sheath set for Pano scope	AR-3370-4203
Inner sheath for Pano scope, Part A	AR-3370-4203A
Outer sheath for Pano scope, Part B	AR-3370-4203B
Conical obturator for inflow/outflow sheath for Pano scope	AR-3375-4201A
Sharp trocar for inflow/outflow sheath for Pano scope	AR-3375-4202A

4.8 mm 4K Arthroscopes

Product Description	Item Number
4K arthroscope, 30°, 4.8 mm x 152.5 mm	AR-3350-5230
4K arthroscope, 70°, 4.8 mm x 156 mm	AR-3350-5270
4K C-mount arthroscope, 30°, 4.8 mm x 152.5 mm	AR-3355-5230
4K C-mount arthroscope, 70°, 4.8 mm x 156 mm	AR-3355-5270

Sheaths and Obturators for 4.8 mm 4K Arthroscopes

Product Description	Item Number
Sheath for 4.8 mm scopes, single stopcock	AR-3373-5001
Sheath for 4.8 mm scopes, double stopcock	AR-3373-5002
Conical obturator w/ handle (c)	AR-3375-5001
Sharp trocar w/ handle	AR-3375-5002
Cannulated obturator w/ handle	AR-3375-5003
Conical obturator (d)	AR-3373-4202
Switching stick, 4.8 mm x 38 cm	AR-3020-05

4 mm 4K Arthroscopes

Product Description	Item Number
4K arthroscope, 30°, 4 mm x 152.5 mm	AR-3350-4031
4K arthroscope, 70°, 4 mm x 156 mm	AR-3350-4071
4K C-mount arthroscope, 30°, 4 mm x 152.5 mm	AR-3355-4031
4K C-mount arthroscope, 70°, 4 mm x 156 mm	AR-3355-4071

4 mm Arthroscopes HD

Product Description	Item Number
HD arthroscope, 30°, 4 mm x 152.5 mm	AR-3350-4030
HD arthroscope, 30°, 4 mm x 152.5 mm, reverse light post	AR-3350-4030R
C-mount HD arthroscope, 0°, 4 mm x 152.5 mm	AR-3355-4000
C-mount HD arthroscope, 30°, 4 mm x 152.5 mm, reverse light post	AR-3355-4030R

Arthroscopes and Sheath Systems (Cont.)

Sheaths and Obturators for 4 mm Arthroscopes

Product Description	Item Number
Sheath for 4 mm scopes, single stopcock	AR-3372-4001
Sheath for 4 mm scopes, double stopcock	AR-3372-4002
Conical obturator w/ handle	AR-3375-4011
Sharp trocar w/ handle	AR-3375-4012
Conical obturator	AR-3375-4017
Switching stick, 4.6 mm × 38 cm	AR-3020-07
High-flow sheath for 4 mm scopes, tapered, fenestrated, single stopcock	AR-3373-4001
High-flow sheath for 4 mm scopes, tapered, fenestrated, double stopcock (b)	AR-3373-4002
Conical obturator w/ handle	AR-3375-4001
Sharp trocar w/ handle	AR-3375-4002
Cannulated obturator w/ handle	AR-3375-4003
Blunt obturator w/ handle	AR-3375-4004
Conical obturator	AR-3375-4007
Switching stick, 4 mm × 23 cm	AR-3020
Switching stick, 4 mm × 31 cm	AR-3026
Switching stick, 4 mm × 38 cm	AR-3020-01
Switching stick, 4 mm × 46 cm	AR-3020-02
Switching stick, cannulated, 4 mm × 38 cm	AR-6520-15
Sheath for 4 mm scopes, fenestrated, single stopcock	AR-3374-4001
Sheath for 4 mm scopes, fenestrated, double stopcock	AR-3374-4002
Conical obturator w/ handle	AR-3374-4021
Sharp trocar w/ handle	AR-3375-4022
Conical obturator	AR-3375-4027

Inflow/Outflow Sheath for 4 mm Arthroscopes

Product Description	Item Number
Inner sheath for inflow/outflow synergy 4 mm scope sheath	AR-3370-4003A
Outer sheath for inflow/outflow synergy 4 mm scope sheath	AR-3370-4003B
Conical obturator	AR-3375-4005

3 mm Arthroscopes HD

Product Description	Item Number
HD arthroscope, 30°, 3 mm × 138 mm	AR-3350-3030
HD arthroscope, 70°, 3 mm × 140 mm	AR-3350-3070
C-mount HD arthroscope, 30°, 3 mm × 138 mm	AR-3355-3030
C-mount HD arthroscope, 70°, 3 mm × 140 mm	AR-3355-3070

Sheaths and Obturators for 3 mm Arthroscopes

Product Description	Item Number
Sheath for 3 mm scopes, single stopcock	AR-3372-3001
Sheath for 3 mm scopes, double stopcock	AR-3372-3002
Conical obturator w/ handle	AR-3375-3001
Sharp trocar w/ handle	AR-3375-3002
Conical obturator	AR-3375-3007
High-flow sheath for 3 mm scopes, single stopcock	AR-3372-0301
High-flow sheath for 3 mm scopes, double stopcock	AR-3372-0302
Conical obturator w/ handle	AR-3375-0311
Sharp trocar w/ handle	AR-3375-0312
Conical obturator	AR-3375-0317
High-flow sheath for 3 mm scopes, tapered, fenestrated, single stopcock	AR-3373-0301
High-flow sheath for 3 mm scopes, tapered, fenestrated, double stopcock	AR-3373-0302
Conical obturator w/ handle	AR-3375-0301
Sharp trocar w/ handle	AR-3375-0302
Conical obturator	AR-3375-0307
Switching stick, 3 mm × 38 cm	AR-3020-08

Inflow/Outflow Sheath for 3 mm Arthroscopes

Product Description	Item Number
Inner sheath for inflow/outflow Synergy 3 mm scope sheath	AR-3370-3003A
Outer sheath for inflow/outflow Synergy 3 mm scope sheath	AR-3370-3003B
Conical obturator	AR-3375-3005
Sharp trocar for inflow/outflow sheath	AR-3375-3006

2.7 mm Arthroscope

Product Description	Item Number
Arthroscope, 30°, 2.7 mm × 72 mm	AR-3350-2730
Arthroscope, 70°, 2.7 mm × 75 mm	AR-3350-2770
C-mount arthroscope, 30°, 2.7 mm × 72 mm	AR-3355-2730
C-mount arthroscope, 70°, 2.7 mm × 75 mm	AR-3355-2770

Sheaths and Obturators for 2.7 mm Arthroscopes

Product Description	Item Number
Sheath for 2.7 mm scopes, single stopcock	AR-3372-2701
Sheath for 2.7 mm scopes, double stopcock	AR-3372-2702
Conical obturator w/ handle	AR-3375-2701
Sharp trocar w/ handle	AR-3375-2702
Conical obturator	AR-3375-2707
Switching stick, 3.3 mm × 25 cm	AR-3020-09

Arthroscopes and Sheath Systems (Cont.)

2.4 mm Arthroscope

Product Description	Item Number
Arthroscope, 30°, 2.4 mm × 72 mm	AR-3350-2430
Arthroscope, 70°, 2.4 mm × 75 mm	AR-3350-2470
C-mount arthroscope, 30°, 2.4 mm × 72 mm	AR-3355-2430
C-mount arthroscope, 70°, 2.4 mm × 75 mm	AR-3355-2470

Sheaths and Obturators for 2.4 mm Arthroscopes

Product Description	Item Number
Sheath for 2.4 mm scopes, single stopcock	AR-3372-2401
Sheath for 2.4 mm scopes, double stopcock	AR-3372-2402
Conical obturator w/ handle	AR-3375-2401
Sharp trocar w/ handle	AR-3375-2402
Conical obturator	AR-3375-2407

1.9 mm Arthroscope

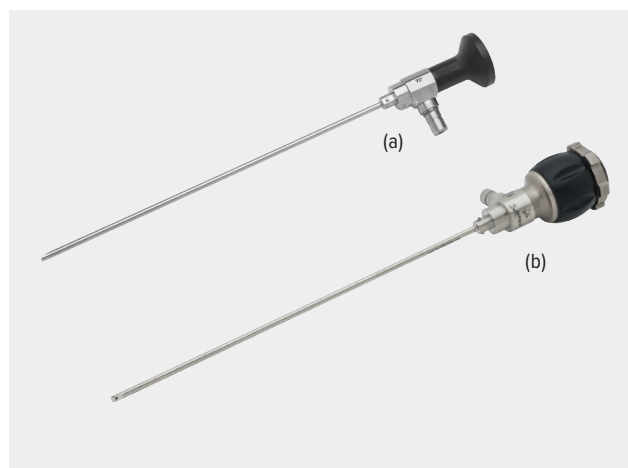
Product Description	Item Number
Arthroscope, 30°, 1.9 mm × 58 mm	AR-3350-1930
C-mount arthroscope, 30°, 1.9 mm × 58 mm	AR-3355-1930

Sheaths and Obturators for 1.9 mm Arthroscopes

Product Description	Item Number
Sheath for 1.9 mm scopes, single stopcock	AR-3372-1901
Sheath for 1.9 Mm scopes, double stopcock	AR-3372-1902
Conical obturator w/ handle	AR-3375-1901
Sharp trocar w/ handle	AR-3375-1902
Conical obturator	AR-3375-1907

Centerline™ Arthroscope

Product Description	Item Number
Centerline carpal tunnel scope, 30°, 2.9 mm	AR-3350-2930



3.5 mm Hip Arthroscopes HD

Product Description	Item Number
Hip arthroscope, 30°, 3.5 mm × 202 mm	AR-3350-4030H
Hip arthroscope, 70°, 3.5 mm × 204 mm (a)	AR-3350-4070H
C-mount hip arthroscope, 30°, 3.5 mm × 202 mm	AR-3355-4030H
C-mount hip arthroscope, 70°, 3.5 mm × 204 mm (b)	AR-3355-4070H


3.5 mm Hip Sheaths

Product Description	Item Number
Sheath for 3.5 mm hip scopes, tapered, fenestrated, single stopcock	AR-3373-4001H
Sheath for 3.5 mm hip scopes, tapered, fenestrated, double stopcock	AR-3373-4002H
Conical obturator w/ handle	AR-3375-4001H
Sharp trocar w/ handle	AR-3375-4002H
Cannulated obturator w/ handle	AR-3375-4003H
Conical obturator	AR-3375-4007H
Switching stick, 3.5 mm × 38 cm	AR-3020-03
Switching stick, 3.5 mm × 46 cm	AR-3020-04
Switching stick, cannulated, 3.5 mm × 38 cm	AR-6520-16

Arthroscope Accessories

Product Description	Item Number
C-mount wrench	AR-3355-0001

Laparoscopes



5.5 mm High-Magnification Laparoscopes 4K

Product Description	Item Number
4K laparoscope, hi-mag, 0°, 5.5 mm × 300 mm	AR-3352-5500
4K laparoscope, hi-mag, 30°, 5.5 mm × 300 mm	AR-3352-5530
4K laparoscope, hi-mag, 45°, 5.5 mm × 302 mm	AR-3352-5545
4K laparoscope, hi-mag, NIR, 0°, 5.5 mm × 300 mm	AR-3352-5501
4K laparoscope, hi-mag, NIR, 30°, 5.5 mm × 300 mm	AR-3352-5531
4K laparoscope, hi-mag, NIR, 45°, 5.5 mm × 302 mm	AR-3352-5546
4K laparoscope, hi-mag, extended length, 0°, 5.5 mm × 424 mm	AR-3352-5500L
4K laparoscope, hi-mag, extended length, 30°, 5.5 mm × 424 mm	AR-3352-5530L
4K laparoscope, hi-mag, extended length, 45°, 5.5 mm × 425 mm	AR-3352-5545L

3 mm Laparoscopes

Product Description	Item Number
Laparoscope, 0°, 3 mm × 207 mm	AR-3351-3000
Laparoscope, 30°, 3 mm × 207 mm	AR-3351-3030

5.5 mm Laparoscopes 4K

Product Description	Item Number
4K laparoscope, 0°, 5.5 mm × 300 mm (c)	AR-3351-5500
4K laparoscope, 30°, 5.5 mm × 300 mm	AR-3351-5530
4K laparoscope, 45°, 5.5 mm × 302 mm	AR-3351-5545
4K laparoscope, ext. length, 0°, 5.5 mm × 424 mm	AR-3351-5500L
4K laparoscope, ext. length, 30°, 5.5 mm × 424 mm	AR-3351-5530L
4K laparoscope, ext. length, 45°, 5.5 mm × 425 mm	AR-3351-5545L

10 mm Laparoscopes 4K

Product Description	Item Number
4K laparoscope, 0°, 10 mm × 330 mm	AR-3351-1000
4K laparoscope, 30°, 10 mm × 330 mm (d)	AR-3351-1030
4K laparoscope, 45°, 10 mm × 333 mm	AR-3351-1045
4K laparoscope, 0°, 10 mm × 330 mm, NIR	AR-3351-1001
4K laparoscope, 30°, 10 mm × 330 mm, NIR	AR-3351-1031
4K laparoscope, 45°, 10 mm × 333 mm, NIR	AR-3351-1046
4K laparoscope, extended length, 0°, 10 mm × 455 mm	AR-3351-1000L
4K laparoscope, extended length, 30°, 10 mm × 455 mm	AR-3351-1030L
4K laparoscope, extended length, 45°, 10 mm × 459 mm	AR-3351-1045L

HD Endoscopes



Product Description	Item Number
HD endoscope, 0°, 4 mm × 174 mm (a)	AR-3000AW
HD endoscope, 30°, 4 mm × 176 mm	AR-3030AW
HD endoscope, 45°, 4 mm × 176 mm (b)	AR-3045AW
HD endoscope, 70°, 4 mm × 177 mm	AR-3070AW
HD endoscope, 30°, 4 mm × 176 mm, reverse light post	AR-3030AWR
HD endoscope, 45°, 4 mm × 176 mm, reverse light post	AR-3045AWR
HD endoscope, 70°, 4 mm × 177 mm, reverse light post (c)	AR-3070AWR


Scope and Sheath Accessories

Product Description	Item Number
Scope paste (rubbing compound/diamond paste)	8101001000
Stopcock assembly nut	8300018997
Stopcock handle (original design)	8300019001
Lubricant for stopcocks, synergy	8300022404
Stopcock nut for handle	8300028607
Stopcock handle (new design)	8300028608
Replacement O-ring kit for synergy C-mount 5 per kit (black)	8300020859
Replacement O-ring kit for synergy stopcock 5 per kit (orange)	8300020860
Replacement O-ring kit for bridge 5 per kit (clear)	8300026707
Black O-ring for metal cannula (5/pack)	8300031950
Replacement O-ring for outflow sheath (5/pack)	8300037687
Wolf light post adapter for scope	8300042617
Storz light post adapter for scope	89542801

Competitive Sheaths

Product Description	Item Number
Sheath, continuous flow, 2 stopcocks, rotatable for Storz	AR-3300
Obturator, blunt for AR-3300 sheath	AR-3301
Sheath, hi-flow, 2 stopcocks, rotatable, for Storz, tapered/fen	AR-3320-02
Sheath, hi-flow, 1 stopcocks, rotatable, for Storz, tapered/fen	AR-3320-01
Obturator, blunt, for AR-3320 series Storz sheath	AR-3321
Obturator, cannulated, for AR-3320 series Storz sheath	AR-3323
Trocar, for AR-3320 series Storz sheath	AR-3322
Obturator, conical, for AR-3320 series Storz sheath	AR-3324

Instrument Cases



Product Description	Item Number
Video instrument tray	AR-3101C
Scope system case	AR-3102C
Tray for laparoscopes	AR-3103C
Tray for extended-length laparoscopes	AR-3104C
Midsized video instrument case (d)	AR-3105C
Tray for camera head	AR-3106C
Hip scope set instrument case	AR-3200C
Arthroscope case, for 2 scopes (e)	AR-3100

Bridges



(a)



(b)

- Maintain portals while moving the arthroscope
- Connect inflow or outflow tubing
- J-lock type connector
- Single and double stopcock options

Bridges for 4 mm Arthroscopes

Product Description	Item Number
Bridge for 4 mm scope, single stopcock	AR-3380-4001
Bridge for 4 mm scope, double stopcock (b)	AR-3380-4002

Bridges for Sealed Cannulas

Product Description	Item Number
Sealed bridge for 4 mm scope, single stopcock (a)	AR-3380-0401
Sealed bridge for 4 mm scope, double stopcock	AR-3380-0402

Bridges for 3 mm Arthroscopes

Product Description	Item Number
Bridge for 3 mm scope, single stopcock	AR-3380-3001
Bridge for 3 mm scope, double stopcock	AR-3380-3002

Hip Bridges

Product Description	Item Number
Bridge for 3.5 mm hip arthroscope, single stopcock	AR-3380-4001H
Bridge for 3.5 mm hip arthroscope, double stopcock	AR-3380-4002H
Bridge for 3.5 mm hip arthroscope, quick connect, single stopcock	AR-3380-4003H
Bridge for 3.5 mm hip arthroscope, quick connect, double stopcock	AR-3380-4004H
FlushFit atraumatic cannula, quick-connect bridge, Arthrex, Pano™ scope	AR-3380-4056H

Metal Cannulas and Sets



- Reusable metal cannulas
- Maintain portals while moving the arthroscope
- Connect inflow or outflow tubing
- Fenestrated and nonfenestrated options
- J-lock type connector
- Threaded portion can lock into certain shaver blades
- Sealed and unsealed versions

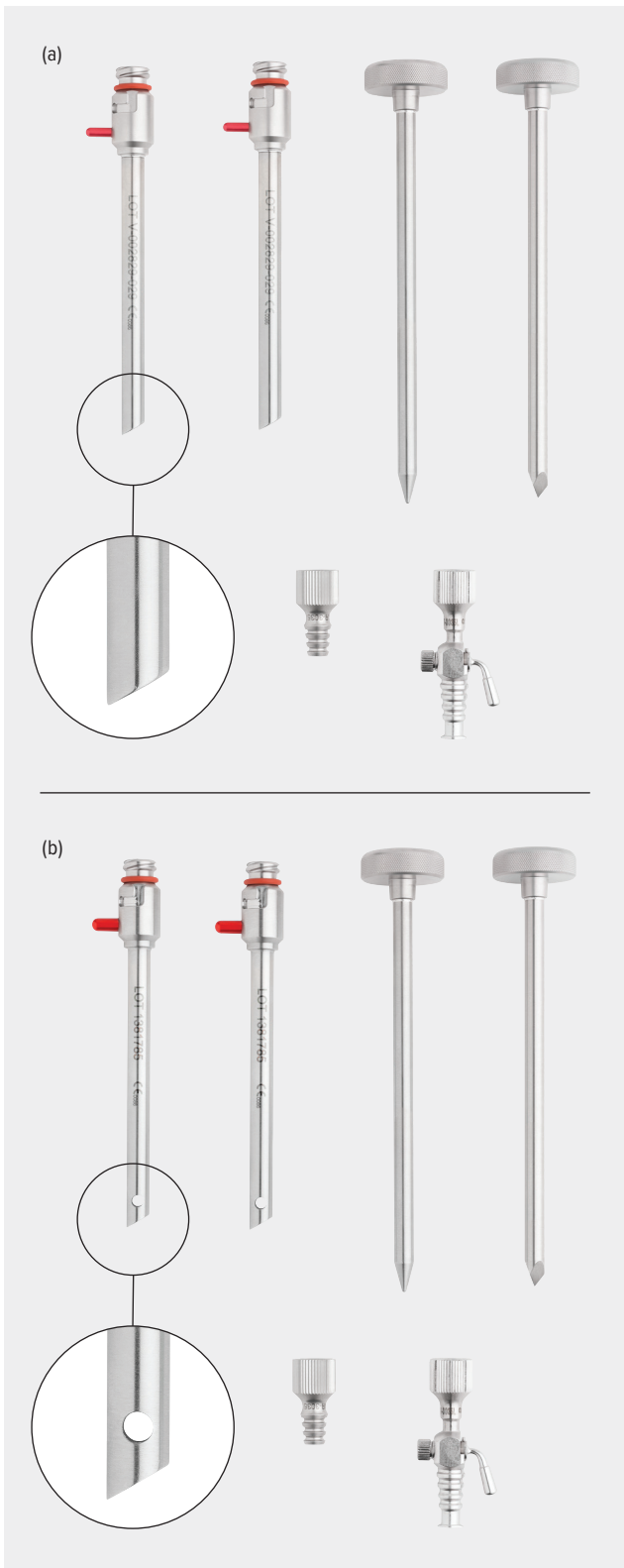
Cannulas and Obturators for Sealed Bridges

Product Description	Item Number
Cannula, metal, for bridge with dam, 4.5 mm	AR-3415-4.5
Cannula, metal, for bridge with dam, 5 mm	AR-3415-5.0
Cannula, metal, for bridge with dam (a), 5.5 mm	AR-3415-5.5
Accessory, dam for bridge	AR-3491-05
Obturator, blunt, for bridge with dam, 4.5 mm	AR-3416-4.5
Obturator, blunt, for bridge with dam, 5 mm	AR-3416-5.0
Obturator, blunt, for bridge with dam, 5.5 mm	AR-3416-5.5

Hip Cannulas and Obturators for Quick Connect Hip Bridges

Product Description	Item Number
Cannula, metal, hip, 4.5 mm	AR-3420H-4.5
Cannula, metal, hip, 5 mm	AR-3420H-5.0
Cannula, metal, hip, 5.5 mm	AR-3420H-5.5
Cannula, metal, hip, 6.5 mm	AR-3420H-6.5
Obturator, cannulated, hip, 4.5 mm	AR-3421H-4.5
Obturator, cannulated, hip, 5 mm	AR-3421H-5.0
Obturator, cannulated, hip, 5.5 mm	AR-3421H-5.5
Obturator, cannulated, hip, 6.5 mm	AR-3421H-6.5
Metal cannula, 4.75 mm, fenestrated, Pano scope	AR-3515-4.75

Metal Cannulas (Cont.)



Cannula Sets, Nonfenestrated (AR-3420-X.XS) (a)

Product Description	Qty	Item Number
Metal cannula	2	AR-3420-X.X
Blunt obturator	1	AR-3421-X.X
Trocar	1	AR-3422-X.X
Inflow cannula adapter	1	AR-3035
Inflow cannula adapter, w/ stopcock	1	AR-3035L

Cannula Sets, Fenestrated (AR-3425-X.XS) (b)

Product Description	Qty	Item Number
Metal cannula, fenestrated	2	AR-3425-X.X
Blunt obturator	1	AR-3421-X.X
Trocar	1	AR-3422-X.X
Inflow cannula adapter	1	AR-3035
Inflow cannula adapter, w/ stopcock	1	AR-3035L

X.X = 3 / 4.5 / 4.75 / 5 / 5.5 / 6.5

Metal Cannulas (Cont.)

Cannulas and Obturators

Product Description	Item Number
Metal cannula, 3 mm	AR-3420-3.0
Metal cannula, 4.5 mm	AR-3420-4.5
Metal cannula, 4.75 mm	AR-3420-4.75
Metal cannula, 5 mm	AR-3420-5.0
Metal cannula, 5.5 mm	AR-3420-5.5
Metal cannula, 6.5 mm	AR-3420-6.5
Metal cannula, fenestrated, 3 mm	AR-3425-3.0
Metal cannula, fenestrated, 4.5 mm	AR-3425-4.5
Metal cannula, fenestrated, 4.75 mm	AR-3425-4.75
Metal cannula, fenestrated, 5 mm	AR-3425-5.0
Metal cannula, fenestrated, 5.5 mm	AR-3425-5.5
Metal cannula, fenestrated, 6.5 mm	AR-3425-6.5
Blunt obturator, 3 mm	AR-3421-3.0
Blunt obturator, 4.5 mm	AR-3421-4.5
Blunt obturator, 4.75 mm	AR-3421-4.75
Blunt obturator, 5 mm	AR-3421-5.0
Blunt obturator, 5.5 mm	AR-3421-5.5
Blunt obturator, 6.5 mm	AR-3421-6.5
Trocar, 3 mm	AR-3422-3.0
Trocar, 4.5 mm	AR-3422-4.5
Trocar, 4.75 mm	AR-3422-4.75
Trocar, 5 mm	AR-3422-5.0
Trocar, 5.5 mm	AR-3422-5.5
Trocar, 6.6 mm	AR-3422-6.5

Product Description	Item Number
Cannulas and Obturators for Sealed Bridges for Pano™ Scope	
Cannula, metal, 4.75 mm, for bridge with dam, Pano scope	AR-3515-4.75
Cannula, metal, 5.0 mm, for bridge with dam, Pano scope	AR-3515-5.0
Cannula, metal, 5.5 mm, for bridge with dam, Pano scope	AR-3515-5.5
Obturator, blunt for 4.75 mm metal cannulas with dam, Pano scope	AR-3516-4.75
Obturator, blunt for 5.0 mm metal cannulas with dam, Pano scope	AR-3516-5.0
Obturator, blunt for 5.5 mm metal cannulas with dam, Pano scope	AR-3516-5.5
Cannulas and Obturators for Pano scope Scope	
Cannula, metal, 4.75 mm, fenestrated, Pano scope	AR-3425-4.75
Cannula, metal, 5.0 mm, fenestrated, Pano scope	AR-3425-5.0
Cannula, metal, 5.5 mm, fenestrated, Pano scope	AR-3425-5.5
Cannula, metal, 6.5 mm, fenestrated, Pano scope	AR-3425-6.5
Obturator, blunt for metal cannula, 4.75 mm, fenestrated, Pano scope	AR-3421-4.75
Obturator, blunt for metal cannula, 5.0 mm, fenestrated, Pano scope	AR-3421-5.0
Obturator, blunt for metal cannula, 5.5 mm, fenestrated, Pano scope	AR-3421-5.5
Obturator, blunt for metal cannula, 6.5 mm, fenestrated, Pano scope	AR-3421-6.5

Video Cart



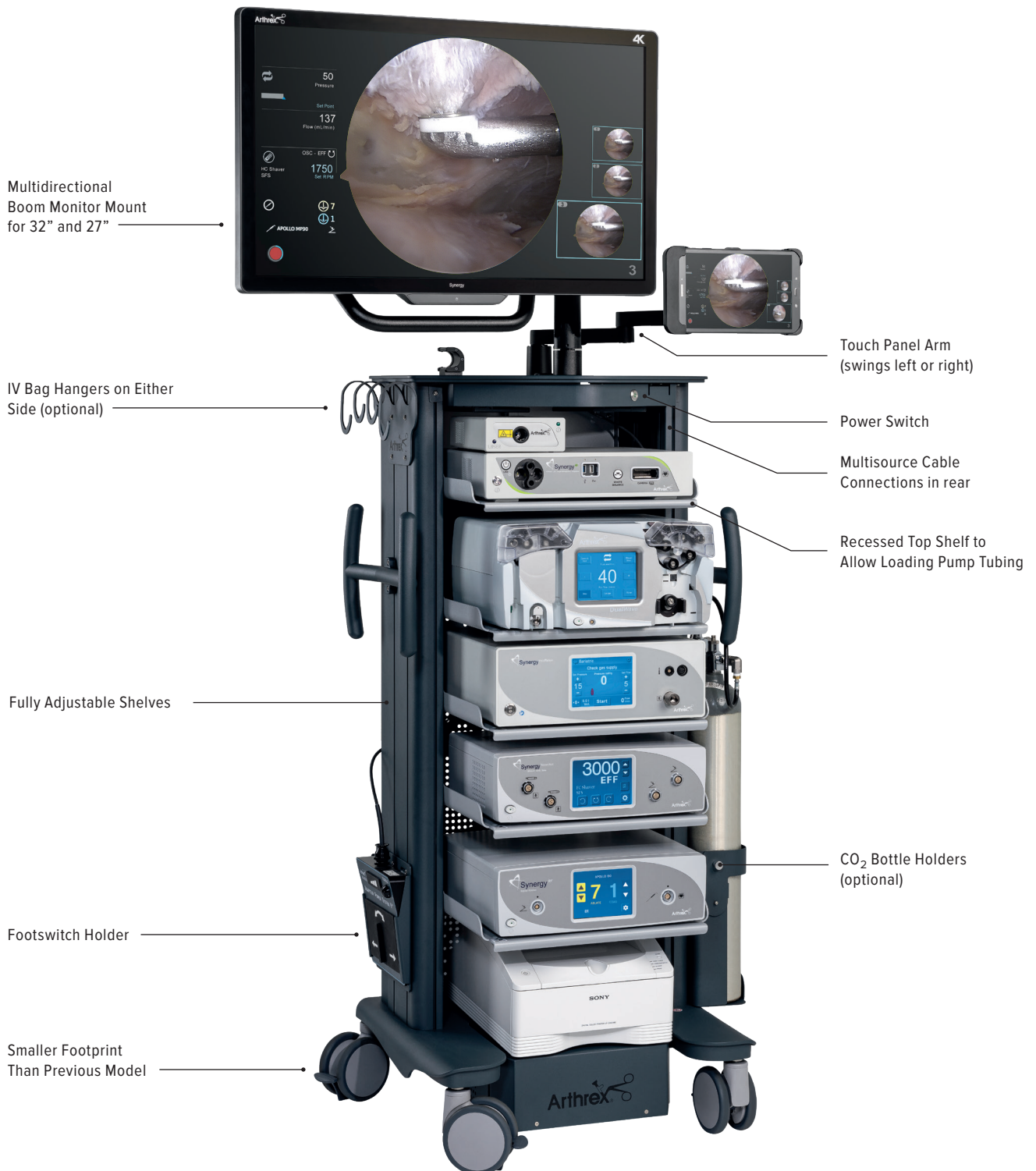
To recapture valuable OR real estate, the Synergy video cart features a lighter and sleeker design with a smaller footprint than its predecessor. The cart is shipped with modular shelves preinstalled for recommended Arthrex component placement, so setup is quick and easy. The power cords are prewired and cable management can be accomplished on either side of the cart. Large wheels and handles on each side of the cart ensure ease of movement throughout the OR.

The main monitor boom arm allows the monitor 20 in of reach and 12 in of vertical adjustment. The tension of the arm is adjustable to hold 27 in to 32 in monitors, and an easy-access handle and locking position facilitate cart movement. Mounted in the middle rear of the top shelf, the secondary arm is easily accessible by OR staff.

The base cart includes 5 shelves, a foot pedal holder, a secondary arm, and a main monitor boom arm.

- Multiple configurations
- Adjustable shelves
- Rotatable touch panel arm

Video Cart and Monitor Stand



Video Cart and Monitor Stand (Cont.)

- Multiple configurations
- Adjustable shelves
- 20 in extended boom arm
- Rotatable touch panel arm

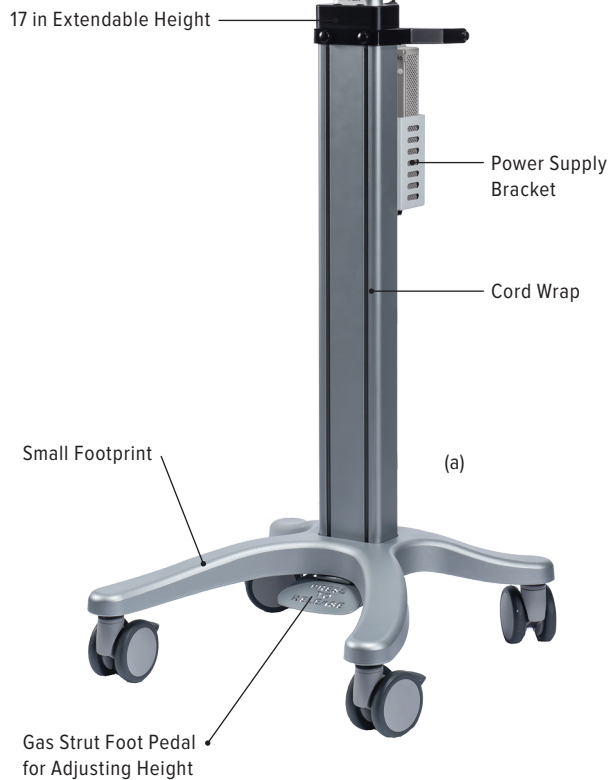


Product Description	Item Number
Accessories	
Video cart, w/ boom, 120v	AR-3260-0001
Video cart w/ boom, 230v	AR-3260-0002
Component shelf for video cart	AR-3260-1000
Drawer for video cart	AR-3260-1001
D & E size tank holder for video cart	AR-3260-1004
Foot switch bracket, SP-920-2 for video cart	AR-3260-1005
Foot switch bracket, AR-8310sp, and AR-8315w, for video cart	AR-3260-1006
Foot switch bracket, AR-8315c, for video cart	AR-3260-1007
Foot switch bracket, AR-6483 and AR-9800, for video cart	AR-3260-1008
Foot switch bracket, AR-8310, for video cart	AR-3260-1009
Dual monitor assembly for video cart	AR-3260-1012
US bed rail for video cart	AR-3260-1014
Pump pullout shelf for video cart	AR-3260-1015
Cart handle	AR-3260-1017
IV bag hanger, 4 bag, for video cart	AR-3260-1023
Dual yoke CO ₂ switching valve w/ hardware kit	AR-3260-1026
Spare Parts	
Monitor handle	AR-3260-1018
Rear door, right for video cart	AR-3260-1019
Rear door, left for video cart	AR-3260-1020
Monitor boom arm for video cart	AR-3260-1021
Secondary arm for video cart	AR-3260-1022
Casters for video cart	AR-3260-1024
Casters kit, 4, for video cart	AR-3260-1025
Patch panel	AR-3260-1029
3 pack paint, light gray, dark gray, black	AR-3260-1036
Hardware kit f/dual yoke switching valve	AR-3260-1027
Housing, transformer	AR-3260-1037
Monitor dock	AR-3260-1038
Power cord, us	AR-3260-1040
Mushrooms (qty 2)	AR-3260-1055
Hinges (qty 2)	AR-3260-1057
Grommets, assorted	AR-3260-1056
Door magnet (qty 1)	AR-3260-1053
Channel nut screw (qty 6)	AR-3260-1054
Transformer 120	AR-3260-1050

Secondary Monitor Stand

- Small footprint
- Adjustable monitor height
- Large casters for ease of mobility
- Locking casters
- Dimensions 22 in (w) × 57.5 in (h) × 23 in (l)

Product Description	Item Number
Arthrex secondary monitor stand (a)	002309-00
4-Outlet power strip, 15 ft cord	002313-00
Tablet arm, single link, for stand	304855-00
Caster, 4-in twin wheel, brake	703129-15
Caster, 4-in twin wheel, swivel	703128-15
Adjustable shelf for stand	304813-01



Printer and Recorder



Product Description	Item Number
Sony printer (b)	UP-DR80MD
Sony printer w/ wireless print system (printer and wireless combined)	UP-DR80MD/WU
Sony wireless print system accessory	UPA-WU10
Media pack, letter-size paper and ribbon	UPC-R81MD
Sony 4K video recorder	HVO-4000MT
Sony media tray, part 1 of 1	A1643186N
Sony media tray, part 2 of 2	A1643192H
Sony paper holder, left side (blue)	A5002529A
Sony paper holder, right side (pink)	A5002530A



Nano Arthroscopy

Nano Arthroscopy	28
NanoNeedle Scope Visualization System.....	29
NanoNeedle Scope Sheath and Access Kits	31
NanoNeedle Scope FiberTak® Anchor Integrated Sheath Guide.....	32
NanoScopic™ Release System	33
Nano Arthroscopy 2 mm Single-Use and Reusable Instrumentation.....	34
2.8 mm Nano Suction Punches	37
2.7 mm-Diameter NanoCannula and Insertion Kits.....	38
Nano Bone Prep Instrumentation	39
Nano Shaver Small-Hub Blade and Burr Options.....	40
Fluid Management.....	41
NanoSuite	42
NanoSuite: Customizable Components.....	43

Nano Arthroscopy



The state-of-the-art NanoNeedle Scope Operative Arthroscopy System uses high quality, chip-on-tip, image sensor technology to provide surgeons with a needle-sized, single-use camera system. The portability of the imaging system allows the surgeon to perform minimally invasive arthroscopy in the operating room using the NanoScope™ system as the main camera or as an adjunct to a traditional camera in a treatment room or in the physician's office.

A pioneer in Nano arthroscopy, Arthrex has designed the next generation of Needle Scope Visualization Systems. The NanoNeedle Scope is a significant improvement in surgical imaging ergonomics and visualization quality.

The NanoNeedle Scope provides an alternative to MRI imaging and second-look arthroscopy and offers precise direct image-guided visualization of injections.

The NanoNeedle Kit and System seamlessly connects with the Synergy Vision™ or Synergy^D™ 4K system for full OR and EHR image management integration.

NanoNeedle Scope Visualization System



The NanoNeedle Visualization System is a medical-grade, 3-in-1, chip-on-tip disposable camera system. With an intuitive tablet control unit, the system features the latest technologies in 1 mm imaging sensors, LED lighting, image management, and OR integration. A network-based system allows for bidirectional communication to your facility EHR, PACS, Synergy Surgeon™ app, and SurgeonVault® system.

NanoNeedle Visualization System (Cont.)

NanoScope Console Specifications

- Medical-grade camera control unit and camera card edge
- 13 in, 3-in-1 camera control unit
- Network capabilities to connect to facility's health record, PACS, and Synergy Surgeon app
- Built-in microphone for video dictation without an external microphone
- HDMI output to extend the video signal to in-room displays and integration systems
- Printing capabilities
- Adjustable brightness

NanoNeedle Camera Specifications

- 3 mm × 100 mm depth of field
- 125 mm, 180 mm, and 250 mm lengths

Economic Impact

Nano arthroscopy is a cost-effective alternative to standard arthroscopy. A single-use camera component eliminates procedure delays due to equipment cleaning, processing, and sterilization without costly maintenance, repairs, or upgrades related to traditional video stacks. The minimally invasive approach and unlimited access to joint spaces make the NanoScope™ system the instrument of choice for less invasive arthroscopic procedures.

Tablet Control Unit Components

- 13 in HD monitor
- Handpiece connector
- Microphone
- Ethernet, USB, and HDMI ports

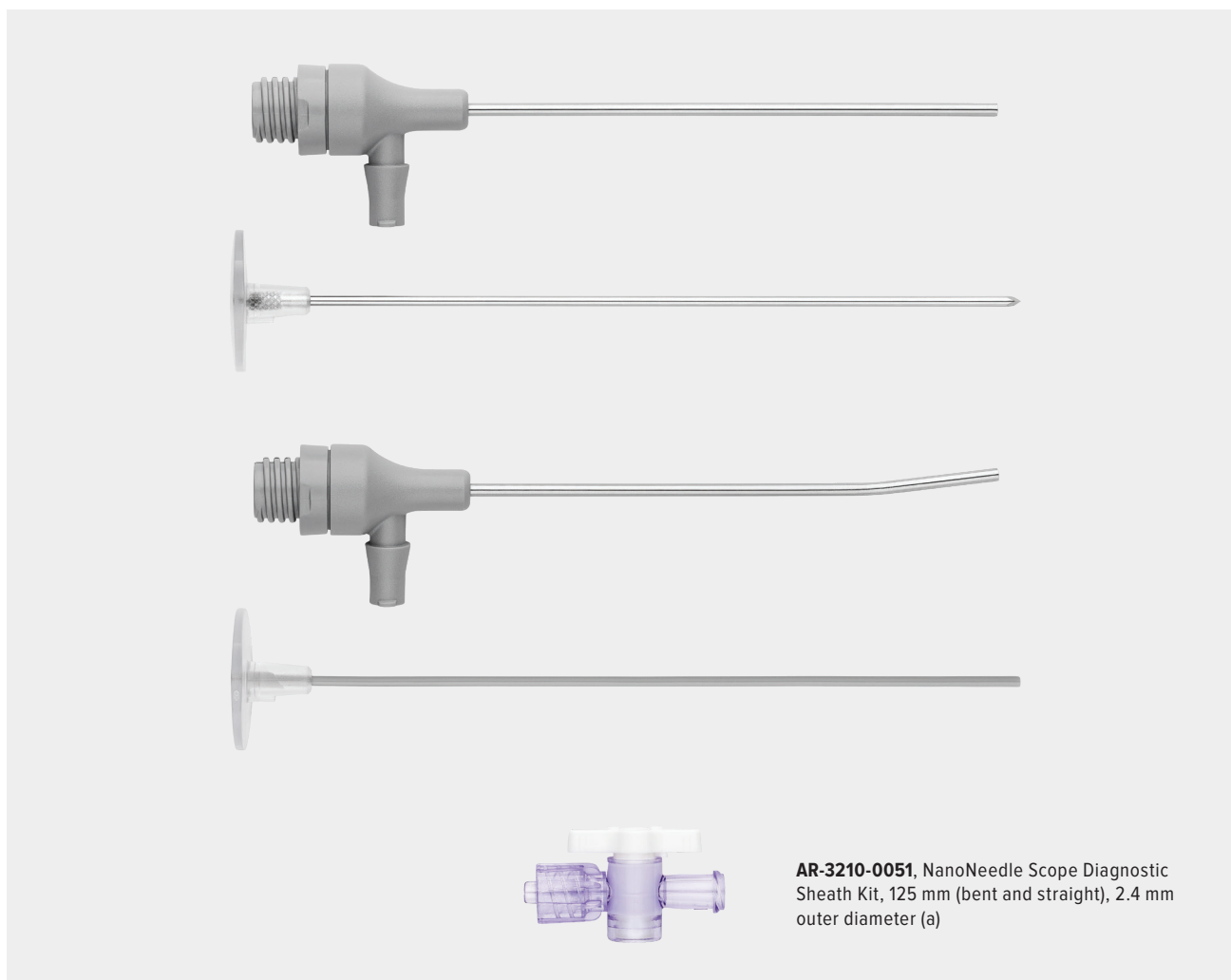
NanoNeedle Scope Standard Lengths

- 250 mm
- 180 mm
- 125 mm

Product Description	Item Number
NanoNeedle scope, 125 mm, single use	AR-3210-0043
NanoNeedle scope, 180 mm, single use	AR-3210-0044
NanoNeedle scope, 250 mm, single use	AR-3210-0045
NanoScope tablet control unit	AR-3200-0030
Mobile cart (a)	AR-3502-CRT
NanoScope console battery supply replacement	150-0012-00-A



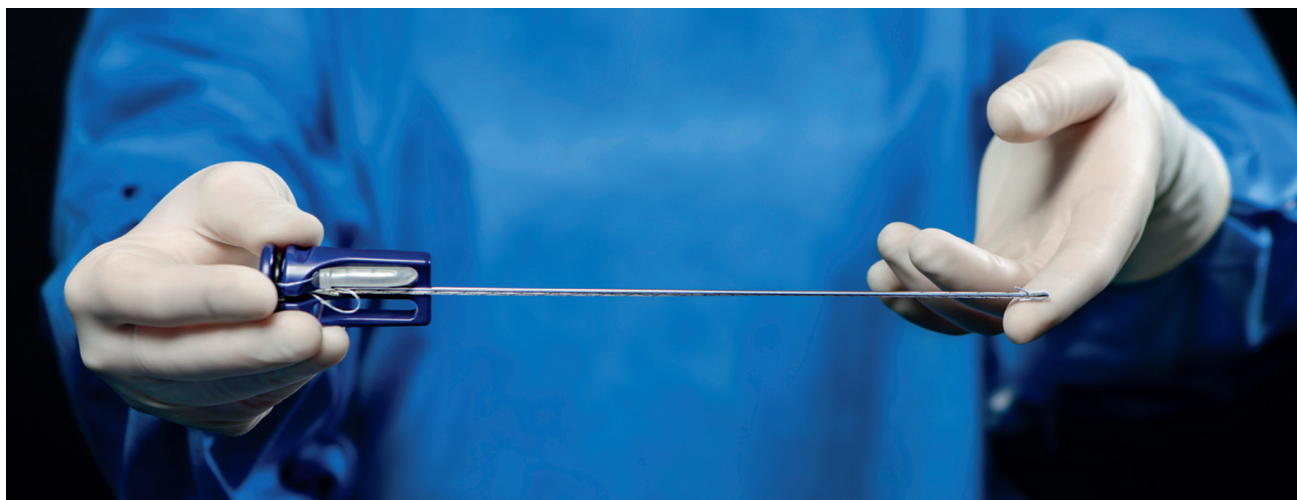
NanoNeedle Scope Sheath and Access Kits



Introducing the NanoNeedle Scope Sheath and Access Kits, available in both low- and high-flow sheath options and a variety of lengths based on the area of use and applications. These comprehensive kits integrate seamlessly with FiberTak® anchors and can be ordered separately from the NanoNeedle Scope.

Product Description	Item Number
NanoNeedle Scope Diagnostic Sheath Kit, 125 mm (bent and straight, 2.4 mm outer diameter)	AR-3210-0050
NanoNeedle Scope High-Flow Operative Sheath Kit, 125 mm (bent and straight, 3.34 mm outer diameter) (a)	AR-3210-0051
NanoNeedle Scope High-Flow Operative Sheath Kit (w/ crown tip and fenestration), 125 mm	AR-3210-0052
NanoNeedle Scope Sheath Kit (high-flow access kit w/ spinal needle and guidewire), 125 mm	AR-3210-0053
NanoNeedle Scope Diagnostic Sheath Kit, 125 mm (bent and straight, 2.4 mm outer diameter)	AR-3210-0054
NanoNeedle Scope High-Flow Operative Sheath Kit, 180 mm	AR-3210-0055
NanoNeedle Scope Sheath Kit (diagnostic hip access kit w/ spinal needle and guidewire), 180 mm	AR-3210-0056
NanoNeedle Scope Sheath Kit (high-flow hip access kit w/ spinal needle and guidewire), 180 mm	AR-3210-0057
NanoNeedle Scope High-Flow Operative Sheath Kit (w/ crown tip and fenestration), 180 mm	AR-3210-0058
NanoNeedle Scope Working Cannula, 1.5 cm	AR-3210-0059
NanoNeedle Scope Working Cannula, 5 cm	AR-3210-0063


NanoNeedle Scope FiberTak® Anchor Integrated Sheath Guide



Explore Arthrex's first fully specialized sheath to offer direct visualization of anchor insertion and placement for use in arthroscopic procedures. Anchor insertion can be achieved using the Nano integrated sheath guides.

Arthrex offers 3 specialized guides—sized and calibrated to ensure an accurate depth stop for FiberTak anchor insertion—to accommodate distal extremity, shoulder, and hip procedures.

Product Description	Item Number
DX Knotless FiberTak® anchor	AR-8991
Shoulder FiberTak anchor	AR-3636
NanoNeedle Scope High-Flow Operative Sheath Kit, 125 mm (bent and straight, 3.34 mm outer diameter)	AR-3210-0051
NanoNeedle Scope High-Flow Operative Sheath Kit, (w/ crown tip and fenestration), 125 mm	AR-3210-0052
NanoNeedle Scope (high-flow access kit w/ spinal needle and guidewire), 125 mm	AR-3210-0053
NanoNeedle Scope High-Flow Operative Sheath Kit, 180 mm	AR-3210-0055
NanoNeedle Scope Sheath Kit (high-flow hip access kit w/ spinal needle and guidewire), 180 mm	AR-3210-0057
NanoNeedle Scope High-Flow Operative Sheath Kit, (w/ crown tip and fenestration), 180 mm	AR-3210-0058
Nano 1.8 FiberTak handle, shoulder	AR-3210-0060
Nano 1.8 FiberTak handle, DEX	AR-3210-0061



NanoScopic™ Release System



A simplified, all-in-one system, the NanoScopic carpal tunnel release system streamlines ECTR procedures. Designed for precision and efficiency, this disposable system facilitates a straight-forward, single-handed pull blade technique that enables a quick and exact procedure, while offering an ergonomic design for maximized comfort and an enhanced feel and function during the procedure.

From the operating room to the procedure room, experience the latest innovation in carpal tunnel release with the NanoScopic carpal tunnel release system.

This revolutionary system promotes a faster procedural experience with ease, convenience, and mobility. Key highlights of the system include:

- No trays and sterilization
- No light guide
- No coupler
- No heat
- No fogging

Increase your case volume with the mobility of the NanoScopic carpal tunnel release system.

Product Description	Item Number
NanoScopic carpal tunnel release kit (a)	AR-8850DS

Nano Arthroscopy 2 mm Single-Use and Reusable Instrumentation



NanoBiter Straight Tip (a,g)



NanoScissor Tip (d,j)



NanoGrasper Straight Tip (b,h)



Nano BirdBeak Retriever Tip (e,k)



NanoRetriever Tip (c,i)



Nano BirdBeak Retriever Tip (f,l)

Harnessing 20 years of engineering excellence in designing arthroscopic hand instrumentation, Arthrex has produced the next generation in tissue resection and extraction instruments that are sharp and strong enough to resect and remove meniscal tissue.

Additionally, Arthrex engineered the smallest-diameter arthroscopic instrumentation for meniscal resection at just 2 mm in diameter. Nano instrumentation provides greater access for treating the most challenging pathology without sacrificing resection efficiency.



NanoBiter, straight, 130 mm, disposable (g)

Nano Arthroscopy 2 mm Single-Use Instrumentation (Cont.)

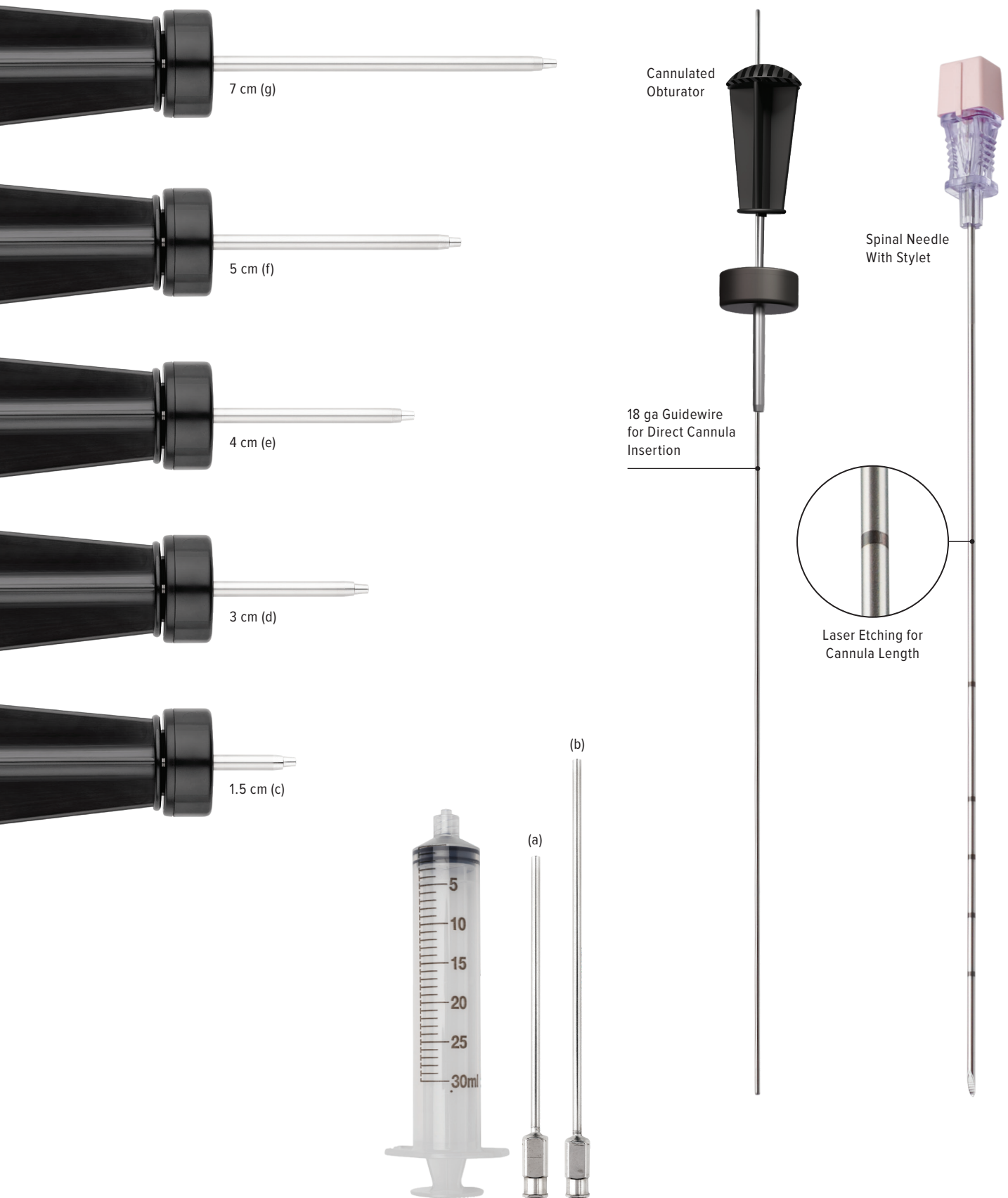
Knee, Hip, and Shoulder Nano Instrumentation, 130 mm Shaft Length, Single-Use Sterile Pack and Reusable Pack

Product Description	Item Number
NanoGrasper, straight, 130 mm, disposable (single pack)	AR-10913D-1
NanoScissor, straight, 130 mm, disposable (single pack)	AR-10915D-1
NanoBiter, straight, 130 mm, disposable (single pack)	AR-10911D-1
NanoBiter, 15° up, 130 mm, disposable (single pack)	AR-10922D-1
NanoBiter straight tip, 130 mm straight shaft, bendable, w/ FlushPort (a)	AR-10911F-1
NanoGrasper straight tip, 130 mm straight shaft, bendable, w/ FlushPort (b)	AR-10913F-1
NanoRetriever tip, 130 mm straight shaft, bendable, w/ FlushPort (c)	AR-10914F-1
NanoScissor tip, 130 mm straight shaft, bendable, w/ FlushPort (d)	AR-10915F-1
Nano BirdBeak® retriever tip, 130 mm straight shaft, bendable, w/ FlushPort (e)	AR-10916F-1
Nano BirdBeak grasper tip, 130 mm straight shaft, bendable, w/ FlushPort (f)	AR-10917F-1
Bending tool	AR-10900

Small Joint Nano Instrumentation, 70 mm Shaft Length, Single-Use Sterile Pack and Reusable Pack

Product Description	Item Number
NanoBiter, straight, 70 mm, disposable (single pack)	AR-10901D-1
NanoBiter, 15° up, 70 mm, disposable (single pack)	AR-10902D-1
NanoGrasper, straight, 70 mm, disposable (single pack)	AR-10903D-1
NanoScissor, straight, 70 mm, disposable (single pack)	AR-10905D-1
NanoBiter straight tip, 70 mm straight shaft, bendable, w/ FlushPort (g)	AR-10901F-1
NanoGrasper straight tip, 70 mm straight shaft, bendable, w/ FlushPort (h)	AR-10903F-1
NanoRetriever tip, 70 mm straight shaft, bendable, w/ FlushPort (i)	AR-10904F-1
NanoScissor tip, 70 mm straight shaft, bendable, w/ FlushPort (j)	AR-10905F-1
Nano BirdBeak retriever tip, 70 mm straight shaft, bendable, w/ FlushPort (k)	AR-10906F-1
Nano BirdBeak grasper tip, 70 mm straight shaft, bendable, w/ FlushPort (l)	AR-10907F-1
Bending tool	AR-10900

Nano Arthroscopy 2 mm Single-Use Instrumentation (Cont.)



2.8 mm Nano Suction Punches

Ideal for Nano arthroscopy, the Nano suction punch allows surgeons to achieve optimal resection and aspiration. Available in 2 sizes with 3 different cutting window configurations, this device can rotate 360° for up, side, or down window resection.

Reusable and autoclavable, the Nano suction punch can accommodate all joints from shoulder to wrist applications. Moreover, the Nano suction punch integrates with the GraftNet™ device to collect aspirated tissue, making it ideal for tissue biopsies, AutoCart™ procedures, and autograft biologic augmentation.

Product Description	Item Number
Nano suction punch, 70 mm flat tip (a)	AR-10920F-1
Nano suction punch, 70 mm scoop tip (b)	AR-10921F-1
Nano suction punch, 70 mm bullet tip (c)	AR-10922F-1
Nano suction punch, 130 mm flat tip (d)	AR-10930F-1
Nano suction punch, 130 mm scoop tip (e)	AR-10931F-1
Nano suction punch, 130 mm bullet tip (f)	AR-10932F-1



Flat Tip (a, d)



Scoop Tip (b, e)



Bullet Tip (c, f)

2.7 mm-Diameter NanoCannula and Insertion Kits

With a flexible plastic dam to prevent fluid loss, the 2.7 mm-diameter NanoCannula is designed to facilitate the insertion of the NanoProbe, NanoResection™ hand instrumentation, and small-diameter shaver blades. Place Tegaderm® skin adhesive (included) over the NanoCannula to maintain cannula position during instrument removal.

Key Features and Benefits

(2.7 mm-Diameter NanoCannula and Insertion Kit)

- 2.7 mm design for Nano arthroscopy instrumentation
- Working lengths (1.5 cm, 3 cm, 4 cm, 5 cm, and 7 cm)
- Needle-sized access into the joint space
- Percutaneous insertion over 18 ga nitinol guidewire
- Includes optional Tegaderm adhesive per cannula to maintain cannula position and prevent fallout of 2.4 mm inflow or outflow NanoCannula
- Can be inserted through 2.7 mm working cannulas for aspiration of fluid and resected soft tissue
- Connects to syringes or suction tubing


NanoCannula Insertion Recommendation

1. Insert calibrated 17 ga spinal needle
2. Measure appropriate cannula length
3. Insert 18 ga guidewire through needle; remove the needle, keeping guidewire in place
4. Insert 2.7 mm cannula and obturator over the guidewire into the joint space
5. Remove guidewire and obturator, keeping cannula in place
6. Add Tegaderm transparent film dressing adhesive for hands-free usage and to prevent cannula fall out

Product Description	Item Number
2.4 mm resected tissue aspiration NanoCannula, 7 cm length (a)	AR-1090S-70
2.4 mm resected tissue aspiration NanoCannula, 10 cm length (b)	AR-1090S-100
2.7 mm NanoCannula and cannulated obturator, 1.5 cm length (c)	AR-1090C-15-1
2.7 mm NanoCannula and cannulated obturator, 3 cm length (d)	AR-1090C-30-1
2.7 mm NanoCannula and cannulated obturator, 4 cm length (e)	AR-1090C-40-1
2.7 mm NanoCannula and cannulated obturator, 5 cm length (f)	AR-1090C-50-1
2.7 mm NanoCannula and cannulated obturator, 7 cm length (g)	AR-1090C-70-1
Nano arthroscopy percutaneous insertion kit (includes calibrated spinal needle-stylet and 18 ga guidewire for direct cannula insertion)	AR-1090PK-1
NanoNeedle scope working cannula, 1.5 cm	AR-3210-0059
NanoNeedle scope working cannula, 5 cm	AR-3210-0063

Tegaderm is a trademark of 3M Medical.

Nano Bone Prep Instrumentation



With the bone prep instrumentation line, surgeons have the instrumentation necessary to complete efficient and effective microfracture and small bony work. Nano arthroscopy, a line that will continue to expand, can help surgeons grow their minimally invasive practices.

Key Features and Benefits

- **Bendability:** Contour with the Nano reusable bending tool
- **Sharpness:** Single-use instruments will always be sharp and precise
- **Size:** 2 lengths (7 cm and 10 cm) ergonomically designed for expanded applications

Technical Pearls

- **Compatibility:** Low-profile tools pair with AutoCart™ surgical technique for chondrocyte transplantation
- **Efficiency:** Continue with the Nano Sabre shaver and GraftNet™ device and combine with a BioCartilage® allograft to complete the AutoCart procedure

Product Description	Item Number
30° chondral pick, 7 cm (a)	AR-1091CP-70-1
30° chondral pick, 10 cm (b)	AR-1091CP-100-1
30° chondral pick, 7 cm (5-pack)	AR-1091CP-70
30° chondral pick, 10 cm (5-pack)	AR-1091CP-100
Cup curette, 7 cm (c)	AR-1091CC-70-1
Cup curette, 10 cm (d)	AR-1091CC-100-1
Cup curette, 7 cm (5-pack)	AR-1091CC-70
Cup curette, 10 cm (5-pack)	AR-1091CC-100
Ring curette, 7 cm (e)	AR-1091RC-70-1
Ring curette, 10 cm (f)	AR-1091RC-100-1
Elevator, 7 cm (g)	AR-1091E-70-1
Elevator, 10 cm (h)	AR-1091E-100-1



Nano Shaver Small-Hub Blade and Burr Options



Nano arthroscopy small-hub shaver handpiece, blades, and burrs allow for efficient minimally invasive tissue resection and debridement. Low-profile tips facilitate safe introduction into most tight joint spaces without a limb holder.

The foot-control shaver handpiece is a high-speed, high-torque accessory, and the small diameter and light weight of the handpiece and blades make the Synergy^{Resection}[™] system (shaver system) one of the most versatile resection tools available.

Product Description	Item Number
Synergy ^{Resection} console (a)	AR-8305
Small joint shaver handpiece (b)	AR-8330SJ
Nano Sabre shaver (c)	AR-9280NSR
Nano oval burr (d)	AR-9280NOT
Low-profile footswitch	AR-8310
Cordless gas pedal footswitch (e)	AR-8315W
Corded gas pedal footswitch	AR-8315C
Synergy ^{RF} console (f)	AR-9800
Synergy ^{RF} foot pedal (g)	AR-9800-F
Apollo ^{RF} SJ50 probe (h)	AR-9845

Fluid Management



Arthrex's comprehensive portfolio of powered resection and fluid management products provides options for all procedure types and settings. Whether it's controlling distention during complex arthroscopic procedures or providing simple gravity flow during office procedures, Arthrex is dedicated to offering unique solutions designed for safe and reliable joint distention, tissue resection, and small-profile visualization with Nano arthroscopy in the OR or treatment room.

Product Description	Item Number
DualWave™ arthroscopy pump (a)	AR-6480
Main pump tubing	AR-6410
DualWave outflow tubing (b)	AR-6430
DualWave inflow and outflow tubing	AR-6436
Waste collection bag	AR-6431
ReDeuce™ pump tubing	AR-6411
ReDeuce patient tubing	AR-6421
DualWave outflow tube set w/ ReDeuce tubing system	AR-6435
Extension tubing	AR-6220
Continuous Wave™ 4 arthroscopy pump	AR-6485
Continuous Wave 4 inflow tubing	AR-6413
Gravity tubing, 2 spike	AR-6412
Gravity tubing, 4 spike	AR-6414
DualWave remote	AR-6485
DualWave foot pedal	AR-6483
DualWave pump cart (c)	AR-6481
NanoScope™ console mounting arm	AR-5010-1500
Monitor stand	002309-00
Outflow power strip	002313-00
Tablet arm for nano console mount	304855-00
Adjustable shelf for stand	304813-01





Elevate Your Patients' Arthroscopy Experience

The NanoSuite is a completely customizable procedure room that creates a true same-day surgery experience. Surgeons can offer patients a minimally invasive option by using local anesthesia, facilitating an intimate dialogue that creates trust and leads to better outcomes.^{1,2} Facilities can leverage this technology to drive new business and help retain and gain patients. With the list of equipment below, your facility will deploy the next revolution in orthopedics to diagnose and treat your patients less invasively. Facilities that have incorporated or adopted Nano

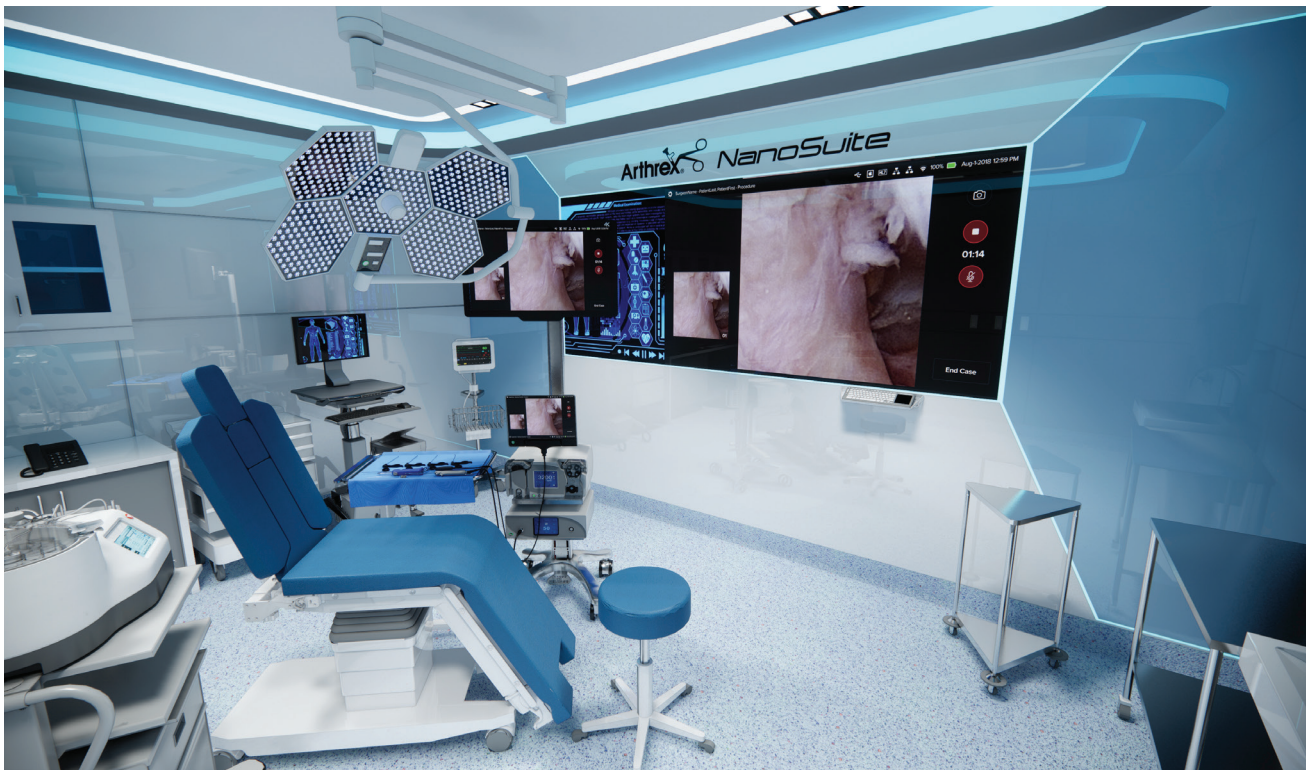
arthroscopy technology experience a direct impact on patient satisfaction and reduced capital outlay needed to perform arthroscopic techniques. Patients have reported higher satisfaction scores,² returning to work and play sooner,¹ and overwhelmingly referring their friends and family for a Nano procedure.² By offering an all-disposable method, facilities may experience lower operating costs, save on sterilization, and notice lower anesthesia costs. All things combined, the NanoSuite is the complete solution for facilities to differentiate themselves from the competition, while offering the cutting edge of medical innovation.

References

1. Colasanti CA, Mercer NP, Garcia JV, Kerkhoffs GMMJ, Kennedy JG. In-office needle arthroscopy for the treatment of anterior ankle impingement yields high patient satisfaction with high rates of return to work and sport. *Arthroscopy*. 2021;S0749-8063(21)00848-3. doi:10.1016/j.arthro.2021.09.016
2. Murawski CD, Kennedy JG. Anteromedial impingement in the ankle joint: outcomes following arthroscopy. *Am J Sports Med*. 2010;38(10):2017-2024. doi:10.1177/0363546510369335

NanoSuite

NanoSuite: Customizable Components



Surgeons can tailor their procedure rooms to meet their unique needs. They may select from a variety of components that offer the latest technology while promoting a positive patient experience:

- Consoles
- Chairs and Accessories
- Nano Camera Handpieces
- Carts and Accessories
- Nano Arthroscopy Camera Systems
- Nano Arthroscopy Sheaths and Sheath Kits
- 2.7 mm Nano Cannula and Insertion Kits
- 2 mm Nano Arthroscopy Single-Use Instrumentation
- Arthroscopy Powered Resection Product and Accessories
- Fluid Management Products and Accessories
- Cell Therapy Products

Synergy^{Resection}TM System

Synergy ^{Resection} TM Console	46
Handpieces	47
Footswitches	48
Large Hub Options: Fit Large Shaver Handpieces	49
Retractable Hood Burrs: Fit Large Hub Shaver Handpieces	51
PowerPick TM and PowerRasp TM Attachments: Fit Large Shaver Handpieces	51
Small Hub Options (7 cm length): Fit Small Shaver Handpiece	52
NanoResection TM Instruments (11 cm length): Fit Small Hub Shaver Handpiece	52
ShaverDrill TM Instruments: Fit Large Hub Shaver Handpieces	53

Synergy^{Resection™} Console



This versatile Synergy^{Resection} system was designed for multiple orthopedic procedures and operates like two consoles in one chassis. It can simultaneously operate two accessory handpieces completely independent of each other. Operators can also use 1 or 2 foot pedals to control each of the accessory handpieces. Shaver handpieces offer 3 oscillating modes depending on the application or surgeon's preference: standard, efficient, or aggressive.

Integration of the Synergy^{Resection} console with a Synergy video management system enables the heads-up display feature and allows for easy visibility of the shaver system settings on the monitor.

When the Synergy^{Resection} console is integrated with the Arthrex DualWave™ or Continuous Wave™ 4 arthroscopy pumps, the pumps detect when the shaver handpiece is active and automatically compensate for the loss of distention by increasing the pressure while the shaver is active.

- Multifunctional shaver system
- Operation of 2 handpieces simultaneously
- Automatic detection of handpiece
- Control via 1 or 2 foot pedals
- Three different oscillating modes: standard, efficient, aggressive
- Large and small hub: OSC: 3000 rpm max
- Large hub: FWD/REV: 8000 rpm max
- Small hub: FWD/REV: 6200 rpm max

Product Description	Item Number
Synergy ^{Resection} console	AR-8305

Handpieces



Hand Control

- Multifunction buttons
 - Change speed
 - Change direction
 - Turn on/off



Hand Control (backhand)

- Multifunction buttons
 - Change speed
 - Change direction
 - Turn on/off
 - Suction opposite from button controls





Foot Control

- Lightweight
- Control via footswitch



NanoResection™ Small Hub Shaver Handpiece

- Maximum control and dexterity
- Compact and lightweight
- Control via footswitch
- Used in Nano applications
- Accepts NanoResection and small-hub shaver blades and burrs



Arthrex's unique double-sealed shaver handpieces are robust and reliable with a light ergonomic feel and come with or without hand-control options. These high-speed, high-torque handpieces feature a snap-lock collet that accepts standard, hip-length, and small joint blades and burrs, making it one of the most versatile handpieces available. With high-performance motors and constructed of cutting-edge materials, Synergy^{Resection™} shaver handpieces are a great addition to the OR.

Hand-Control Shaver Handpieces

Featuring ergonomic multifunction buttons that place control of speed and direction at your fingertips, the hand-control shaver handpieces are available in standard and backhand models.

Foot-Control Shaver Handpiece

With the same lightweight, high-performance features as our hand-operated handpieces, the footswitch shaver handpiece provides another option for control.

NanoResection™ Small Hub Shaver Handpiece


This lightweight and ergonomic handpiece accepts small hub attachments and provides highly precise controlled resection.

Product Description	Item Number
Shaver handpiece, hand control (a)	AR-8332H
Shaver handpiece, hand control, backhand (b)	AR-8332RH
Shaver handpiece, footswitch control (c)	AR-8330F
NanoResection™ small hub shaver handpiece (d)	AR-8330SJ
Replacement valve assembly for AR-8330F, AR-8330H, AR-8330RH, AR-8332H, and AR-8332RH handpieces (e)	AR-8330V
Replacement O-rings for AR-8330V valve assembly (pack of 10) (f)	AR-8330VO
Replacement O-rings for f-style soaker cap (pack of 5) (g)	AR-8330FO
Replacement O-rings for t-style soaker cap (pack of 5) (h)	AR-8330TO
Replacement valve assembly for AR-8330SJ	AR-8330SJV
Replacement O-ring for AR-8330SJV valve assembly (pack of 10)	AR-8330SJO

Footswitches



(e)



(f)



(g)

Low-Profile Footswitch

The low-profile footswitch minimizes user fatigue while maintaining control of all functions. Control direction and speed by pressing the appropriate pad.


Press the toggle dome switch to change control between the console's dual channels if two handpieces are plugged in. If one handpiece is plugged in, the toggle dome switch will toggle between the three oscillation modes.

Wireless and Corded Multifunction Footswitches

The wireless and corded multifunction footswitches feature user-selectable functionality of either standard footswitch or gas pedal modes. All speed, direction, cruise, and toggle controls are accessible on either of these user-friendly accessories and the active mode is displayed on the console.

Product Description	Item Number
Low-profile footswitch (e)	AR-8310
Synergy ^{Resection™} wireless footswitch (f)	AR-8315W
Corded gas pedal footswitch (g)	AR-8315C











Large Hub Options: Fit Large Shaver Handpieces

	Description	2 (Ø mm)	3 (Ø mm)	3.5 (Ø mm)	3.8 (Ø mm)	4 (Ø mm)	4.2 (Ø mm)	5 (Ø mm)	5.5 (Ø mm)	
	Excalibur Sharp-toothed blade makes this the most aggressive shaver for extensive soft-tissue debridement				AR-8380EX	AR-8400EX AR-8400CEX (curved)	AR-6420EX ¹ AR-6420CEX ²	AR-8500EX	AR-8550EX	Most aggressive
	Torpedo™ Blade Tapered tip and scissor-like cutting action make for easy access into joint space and rapid soft-tissue resection; outer oval window to limit tissue size and help reduce clogging			AR-7350TD ³		AR-7400TD ³ AR-8400TD AR-8400CTD (curved)	AR-6420TD ¹ AR-6420CTD ²	AR-8500TD		
	SabreTooth Wide-toothed blade for bulk soft-tissue debridement			AR-8350ST	AR-8380ST	AR-8400ST AR-8400CST (curved)	AR-6420CST ²	AR-8500ST	AR-8550ST	
	Bone Cutter Dual-purpose blade designed for fast and aggressive tissue debridement when in oscillation mode and for bone removal when run in the forward or reverse direction					AR-8380BC AR-8400BC AR-8400CBC (curved)	AR-6420BC ¹ AR-6420CBC ²	AR-8500BC	AR-8550BC	
	Dissector Sharp inner-toothed blade with a teardrop-shaped outer window for less iatrogenic chondroplasties and soft-tissue removal		AR-7300DS ³	AR-8350DS AR-8350CDS (curved)	AR-8380DS	AR-8400DS AR-8400CDS (curved)	AR-6420DS ¹ AR-6420CDS ²	AR-8500DS	AR-8550DS	
	Double Cut Dual inner-cutting windows provide efficient soft-tissue resection; elongated outer window minimizes tissue size entering the blade thus reduces clogging					AR-8380DC AR-8400DC (curved)			AR-8550DC	
	Sabre Smooth teardrop-shaped outer window for general soft-tissue resection that leaves smooth anatomic edges	AR-7200SR ³	AR-7300SR ³		AR-8380SR	AR-8400SR AR-8400CSR (curved)		AR-8500SR	AR-8550SR	
	Slotted Whisker Double-slotted outer window enables precise tissue resection				AR-8380SW					

Color bars reflect family color shown on the adapter

1. Hip length, straight
2. Hip length, curved
3. Small-joint-length, large hub



Large Hub Options: Fit Large Shaver Handpieces (Cont.)

	Description	3 (Ø mm)	4 (Ø mm)	5 (Ø mm)	5.5 (Ø mm)
	BLURR® Attachment A hybrid burr and blade for aggressive resection of bone and soft tissue			AR-8500BL	
	ClearCut™ Oval Burrs Oval burr with clear hood to aid in providing maximum visibility and protecting surrounding anatomy			AR-8500COE AR-8500COT	AR-8550COS AR-8550COE AR-8550COT
	ClearCut Round Burrs Round burr with clear hood to aid in providing maximum visibility and protecting surrounding anatomy		AR-8400CRE	AR-8500CRE	AR-8550CRE
	ClearCut TR Burrs Angled, clear hood to retract and protect sensitive tissue while burring		AR-8400CTS		
	ClearCut SLAP Burrs Clear hood fully encases the burr head for increased protection of surrounding tissue in SLAP lesion repairs of the labrum		AR-8400CSS		
	FlushCut™ Oval Burrs Burr head is flush to the outer tube to create an even cutting surface, which helps to prevent troughs and scalloping in bone			AR-8500FOS AR-8500FOE AR-8500FOT	AR-8550FOS AR-8550FOE AR-8550FOT
	Oval Burrs Designed for rapid, aggressive bone resection in notchplasty, distal clavicle, and subacromial decompression procedures	AR-7300BT ³	AR-8400BE	AR-8500BE	AR-8550BT
	Round Burrs A precise and aggressive burr designed for notchplasties, glenoid and acetabulum preparation, and osteophyte removal	AR-7300RBE ³	AR-8400RBE AR-6400RBE ¹	AR-8500RBE AR-6500RBE ¹ AR-6500VBE ²	AR-8550RBE
	Tapered Burrs Excellent burr for distal clavicle resection and for shaping bone and cartilage during notchplasty and acromioplasty procedures			AR-8500TBT	
	Hoodless Sheath, O/T Burrs Accessory outer tube to fully expose the burr head for access to tight spaces and where maximum visibility is desired		AR-8400HSO (oval / burr)	AR-8500HSO (oval / tapered burr)	AR-8550HSO (oval / burr)


Color bars reflect family color shown on the adapter




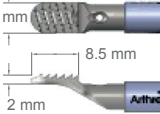
1. Hip length, straight
2. Hip length, curved
3. Small-joint-length, large hub

Retractable Hood Burrs: Fit Large Hub Shaver Handpieces

	Description	4 (Ø mm)	5 (Ø mm)	5.5 (Ø mm)
8-flute	 <p>Retractable FlushCut™ Oval Burrs FlushCut burr designed to fully expose the burr head intraoperatively with a single-handed flick of a lever. This product is ideal for distal clavicle resection where maximal burr head exposure is needed and for acromioplasties where the hood can guard sensitive tissue from the burr head.</p>		AR-8500RFOE	AR-8550RFOE
8-flute	 <p>Retractable Hip-Length Round Burrs Uniquely designed burr with the ability to fully expose the burr head intraoperatively with a single-handed flick of a lever. This product is ideal for cam resections where maximal burr head exposure is needed and for acetabuloplasties where the hood can guard sensitive tissues.</p>	AR-6400RRBE	AR-6500RRBE	AR-6550RRBE

PowerPick™ and PowerRasp™ Attachments: Fit Large Shaver Handpieces








	Description	4 (Drill depth, mm)	6 (Drill depth, mm)
	 <p>PowerPick Attachment Designed to make quick work of microfracture procedures by using the shaver handpiece to power the Ø1.5 mm drill tip, the 30° and 45° angled shafts facilitate use in a variety of other applications, including ACL femoral tunnel location and crimson duvet techniques in the shoulder.</p>	AR-8150PP-30 (30°) AR-8150PP-45 (45°)	AR-8150PX-45 (45°)

	Description	3.5 (Width, mm)	4 (Width, mm)	5.5 (Width, mm)
	 <p>PowerRasp Attachment Flat, reciprocating device to create a flat, smooth bony surface and help prevent tissue wrapping. Best suited for acromioplasties, distal clavicle resections, osteophyte resection, and other bony work.</p>	<p>AR-8350PR</p> 	<p>AR-8400PR</p> 	<p>AR-8550PR</p> 

Color bars reflect family color shown on the adapter



Color bars reflect family color shown on the adapter

Small Hub Options (7 cm length): Fit Small Shaver Handpiece

	Description	1 (Ø mm)	2 (Ø mm)	3 (Ø mm)	3.5 (Ø mm)
	PoweRasp™ Resector, Small Hub Flat, reciprocating device to create a flat, smooth bony surface and help prevent tissue wrapping. Ideally suited for osteophyte resection or bony site preparation				AR-9350PR
	PowerPick™ Drill, Small Hub Excellent for microdrilling subchondral bone defects	AR-9100PP-00 (0°) AR-9100PP-45 (45°)			
	Torpedo™ Shaver Blade Tapered tip and scissor-like cutting action facilitate rapid, aggressive soft-tissue resection				AR-9350TD
	Dissector, Small Hub Sharp, teardrop-shaped outer window; toothed inner cutting window aggressively attacks tissue, grabbing it and drawing it into the cutting area			AR-9300DS	AR-9350DS
	Sabre, Small Hub Sharp, teardrop-shaped outer window; smooth inner cutting window leaves crisp, clean edges for a more anatomic appearance following resection		AR-9200SR	AR-9300SR	AR-9350SR
	Oval Burr, Small Hub Designed for rapid, precise bone resection for small joint applications			AR-9300BT	AR-9350BT
	Round Burr, Small Hub A precise and aggressive burr designed for osteophyte removal in small joint applications			AR-9300BT	AR-9350BT

Color bars reflect family color shown on the adapter

NanoResection™ Instruments (11 cm length): Fit Small Hub Shaver Handpiece

	Description	2.8 (Ø mm)
	Nano Sabre Unique 2.8 mm × 11 cm size provides length to reach all necessary pathology while allowing for "sutureless incisions" and improved navigation around tight joint spaces; sharp, teardrop-shaped outer window; smooth inner cutting window leaves crisp, clean edges for a more anatomic appearance	AR-9280NSR
	Nano Oval Burr Nano-sized oval burr designed for precise bone removal while supporting "sutureless incisions"; 10 extra sharp flutes for improved efficiency; distal cutting capabilities for tight joint spaces	AR-9280NOT

ShaverDrill™ Instruments: Fit Large Hub Shaver Handpieces

ShaverDrill instruments quickly attach directly to our large hub shaver handpieces and are used to predrill pilot holes for a variety of anchors. By eliminating the need to open a battery-powered drill tray, ShaverDrill instruments may help to extend battery life, reduce intraoperative setup time, and lower cleaning and processing costs between cases.

	Description	Item Number
	ShaverDrill Instrument Kit for 1.6 mm FiberTak® anchor	AR-3600NDSR-1
	Knotless FiberTak drill, 1.8 mm	AR-3610NSD-2
	ShaverDrill instrument for 2.9 mm PushLock® anchors	AR-2923DSSK
	ShaverDrill instrument for short 2.9 mm PushLock anchors	AR-2923DSR
	ShaverDrill instrument for short 2.9 mm PushLock anchors, hard bone	AR-2923DTSR
	ShaverDrill Kit for short 2.9 mm PushLock anchors, hard bone	AR-2923DTSK
	ShaverDrill instrument for 3 mm SutureTak® anchors	AR-1250LTSR
	ShaverDrill Kit for 3 mm SutureTak anchors	AR-1934DSSK
	ShaverDrill instrument for 3 mm SutureTak anchors, hard bone, and Knotless SutureTak anchors	AR-1938DSR
	ShaverDrill Kit for 3 mm SutureTak anchors, hard bone, and 3 mm Knotless SutureTak anchors	AR-1938DSSK
	ShaverDrill instrument for 2.4 mm PushLock anchors	AR-2922DSR-24
	ShaverDrill instrument for 2.4 mm PushLock anchors, hard bone	AR-2922DTSR-24
	ShaverDrill instrument for 2.6 mm Knotless FiberTak soft anchor	AR-3657SD

Color bars reflect family color shown on the adapter

Fluid and Insufflation Management

DualWave™ Arthroscopy Pump.....	56
Continuous Wave™ 4 Arthroscopy Pump and Accessories.....	57
Main Pump Inflow Tubing.....	58
ReDeuce™ 2-Piece Pump Inflow Tubing System.....	58
Extension Inflow Tubing.....	58
DualWave™ Pump Tubing.....	58
Inflow/Outflow Tubing Set.....	59
Gravity Tubing.....	59
Waste Collection Bag.....	60
Y-Tubing Adapter.....	60
Autoclavable Remotes.....	60
Footswitch.....	60
Cannulas and Parts.....	60
DualWave™ Cart.....	61
Continuous Wave™ 4 Cart.....	61
Synergy ^{Insufflation™} Console.....	62
The Suctioner® Surgical Suction Mat.....	63
The EcoSuctioner® Surgical Suction Mat.....	63
The SuctionBlu™ Mat.....	64
The Surgical Mat™ and The Mini Mat™ Surgical Mats.....	64
EcoDri-Safe™ Absorbent Rolls.....	65
Dri-Safe® Absorbent Pads.....	65
Fluid Diamond® Floor Aspirator.....	66

DualWave™ Arthroscopy Pump



The DualWave integrated inflow and outflow fluid management system may also be used as a simple inflow-only arthroscopy pump. The DualWave arthroscopy pump can solve any fluid management need, whether it is controlling distention during complex arthroscopic procedures or helping a facility with a desire to increase cost-containment capabilities.

Clear, consistent, turbulent-free visualization is achieved with the DualWave arthroscopy pump through Arthrex's latest proprietary design, which independently controls the shaver or cannula outflow to maintain optimal joint distention and clarity.

The touch-panel video display gives real-time pressure and flow readings and allows the user to track the total fluid used during a case and the total operating time at the end of a procedure. User-programmable defaults encompass pressure presets (by joint space), outflow rate, and shaver suction levels, giving the surgeon a consistent, repeatable operating experience.

Flexibility is key with touch-panel access and the choice of a foot pedal or an autoclavable remote control that allows the user to control the DualWave arthroscopy pump from the sterile field. The rinse and lavage modes allow the user to control all aspects of fluid management at the touch of a button. The lavage mode provides a timed cycle of increased pressure to help maintain proper visualization and the rinse mode increases the fluid passing through the joint space,

without affecting the pressure. When operating in inflow-only and inflow-and-outflow mode, the shaver boost function automatically compensates for the loss of distention that can occur when shaver suction is introduced into the joint space by increasing the pressure while the shaver is active.

To help control costs, the DualWave arthroscopy pump can use Arthrex's two-piece tubing option to dramatically lower the tubing and fluid cost per patient, while reducing room turnover times.

Product Description	Item Number
DualWave arthroscopy pump	AR-6480

Continuous Wave™ 4 Arthroscopy Pump and Accessories



Arthrex offers a clear vision of the future with the Continuous Wave 4 arthroscopy pump. The Continuous Wave 4 pump, now with a Synergy heads-up display and direct communication with the Synergy^{Resection™} system, is a fully integrated inflow-only arthroscopy pump.

Clear, consistent, turbulent-free visualization is achieved through Arthrex's latest proprietary design, which maintains optimal joint distention and clarity.

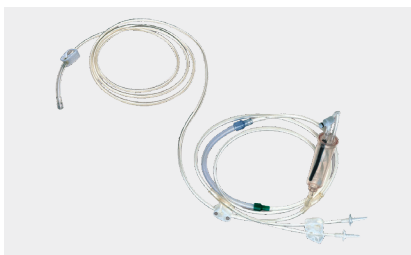
The touch-panel video display gives real-time pressure and flow readings, and displays the total fluid used during a case, as well as the total run time at the end of a procedure. Flexibility is key with touch-panel access and the choice of a foot pedal or autoclavable remote control device that allows the user to control the Continuous Wave 4 arthroscopy pump from the sterile field.

User-selected defaults encompass pressure settings (by joint space), flow rate, and shaver boost levels. The lavage mode allows the user to control pressure at the touch of a button. The addition of shaver detection provides an optional boost of pressure when the shaver is activated.

Product Description	Item Number
Continuous Wave 4 arthroscopy pump	AR-6485

Inflow Pump Tubing and Outflow Pump Tubing

Main Pump Inflow Tubing



This set is for those who prefer a complete tubing set and want to replace the fluid bags after each case. Each tubing set comes with an independently packaged press-fit Luer lock to allow for tubing length adjustment if used in conjunction with the extension tubing. If used alone, the set must be discarded after each case.

Product Description	Item Number
Main pump tubing for AR-6480 or AR-6485, 16 ft long, sterile, qty. 10	AR-6410


Extension Inflow Tubing



This unique tubing provides an economical option to reduce tubing costs by allowing the main pump tubing to remain in use for the entire surgical day. The exclusive backflow valve prevents contaminated fluid from reaching the main pump tubing. The main pump tubing and fluid bags no longer need to be discarded after each surgical case.

Product Description	Item Number
Extension tubing, 8 ft long, sterile, qty. 20	AR-6220

DualWave™ Pump Tubing



DualWave outflow tubing allows the DualWave arthroscopy pump to regulate both inflow and outflow in the joint space. By controlling both aspects, distention is maintained at the highest level, resulting in maximum visualization.

Product Description	Item Number
DualWave outflow tubing for AR-6480, qty. 10	AR-6430

ReDeuce™ 2-Piece Pump Inflow Tubing System



The 2-piece pump tubing maintains sterility due to the design of the patient-side tubing and the touch-proof connector. Leaving the pump-side tubing in place the entire day saves on fluid by not requiring the remaining fluid to be discarded after terminating each surgical case.

Product Description	Item Number
ReDeuce 2-piece pump tubing w/ connector for AR-6480 or AR-6485, 8 ft long, sterile, qty. 10	AR-6411



The 2-piece patient tubing set contains a backflow restrictor, saving tubing costs and setup time by only requiring patient tubing to be discarded and passed off from the sterile field after and before each case.

Product Description	Item Number
ReDeuce 2-piece patient tubing, sterile, 8 ft long, qty. 20	AR-6421

Inflow/Outflow Tubing Set



The combination set comes with both AR-6410 and AR-6430. This simplifies preparation by reducing the number of items needed in the OR to set up the DualWave™ pump. Fewer tubing packages reduce ordering and simplify inventory tracking, providing a direct price reduction.

Product Description	Item Number
DualWave outflow tubing set w/ main pump tubing for AR-6480, qty. 8	AR-6436



The combination set comes with both AR-6421 and AR-6430. This simplifies preparation by reducing the number of items needed in the OR to set up the DualWave pump. Fewer tubing packages reduce ordering and simplify inventory tracking, providing a direct price reduction.

Product Description	Item Number
DualWave 2-piece pump tubing w/ connector for AR-6480, qty. 10	AR-6435

Gravity Tubing



2-Spike



4-Spike

Arthrex Gravity Tubing is compatible with all arthroscopic sheaths and cannulas and able to maintain proper distention even in complicated surgical cases that demand high flow.

Product Description	Item Number
2-spike tubing	AR-6412
4-spike tubing	AR-6414

Waste Collection Bag



The waste collection bag can be hung from the AR-6481 pump cart and can hold up to 10 liters of waste fluid. At the end of a surgical case, simply seal the bag and dispose.

Product Description	Item Number
Waste collection bag, qty. 10	AR-6431

Y-Tubing Adapter



The optional Y-tubing adapter allows 4 fluid bags to be connected to either the main pump tubing or the two-piece pump tubing, resulting in fewer fluid bag changes.

Product Description	Item Number
Y-tubing adapter, double spike, 2 per set, sterile, qty. 10	AR-6215

Autoclavable Remotes



The autoclavable DualWave™ remote control provides finger-touch access to pressure adjustment, lavage and rinse modes, shaver suction levels, and the run/stop button.

Product Description	Item Number
DualWave Autoclavable remote	AR-6495

Footswitch




The DualWave footswitch allows the user to control both pressure and flow levels with the lavage and rinse pedals.

Product Description	Item Number
DualWave footswitch	AR-6483

Cannulas and Parts

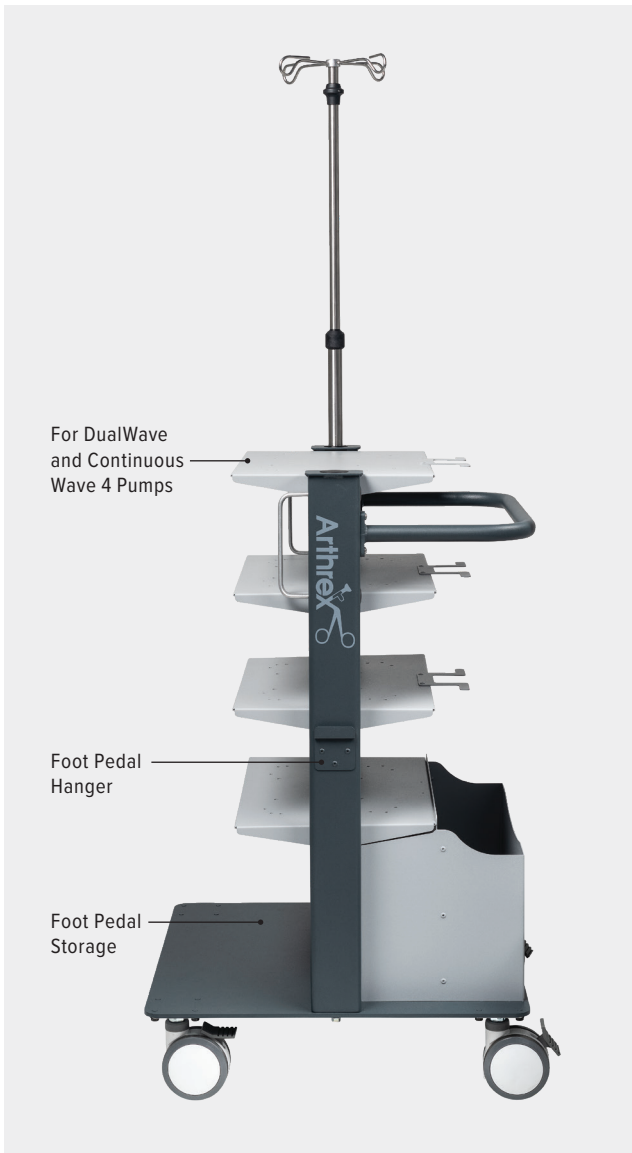


Product Description	Item Number
Flexible cannula, 2.5 mm x 103 mm with obturator	AR-3420.2.5



Product Description	Item Number
Flexible cannula, 4.5 mm x 75 mm (a)	AR-6525
Valve for cannula (b)	AR-6501
Trocar for cannula	AR-6502
Obturator for cannula (c)	AR-6503

DualWave™ Cart



For DualWave
and Continuous
Wave 4 Pumps

Foot Pedal
Hanger

Foot Pedal
Storage

The DualWave arthroscopy pump cart provides easy installation of the DualWave or the Continuous Wave 4 pump at the proper height for surgery. The mobile cart can be configured for storage of fluid bags, shaver blades, and/or foot pedals for easy rotation between operating rooms.

Product Description	Item Number
DualWave cart	AR-6481

Continuous Wave™ 4 Cart



The Continuous Wave 4 pump cart provides easy installation at the proper height for surgery. The mobile cart features 4 saline bag hooks, pump stand, and storage basket.

Product Description	Item Number
Continuous Wave 4 pump cart	AR-6485PC

Synergy^{Insufflation} Console



(a)

The technologically sophisticated yet simple Synergy^{Insufflation} device is used for diagnostic and therapeutic endoscopic procedures to distend the peritoneal cavity by filling it with gas. The device has a volumetric flow rate of up to 50 L to quickly fill the abdomen. The intuitive touchscreen interface allows for quick and easy adjustment to the system. Pressure and volumetric flow rate can be adjusted between high-flow and bariatric modes according to preference. A built-in heating element gives surgeons the ability to heat the gas before it is delivered into the patient. Using our Synergy video management system, the heads-up display feature allows for easy visibility of system settings on the monitor. The console features a venting system and contamination alarm.

Product Description	Item Number
Synergy ^{Insufflation} console (English, German, French, Spanish) (a)	AR-3290-0004
Insufflation tube set, ISO connector, disposable (pack of 10)	AR-3290-1001
Tube Set ISO connector, reusable 20x, autoclavable	AR-3290-1002
Disposable heated tube set (pack of 10)	AR-3290-1007
Heated tube set, reusable 100x, autoclavable	AR-3290-1008
Dual-yoke CO ₂ Switching Assembly	002433-00
ISO barb adapter	Z0164-01
High-pressure hose US bottle/PIN index, 1.5 m	Z0499-01
High-pressure hose US bottle/DIN, 1.5 m	Z5044-01
High-pressure hose US bottle/ISO, 1.5 m	Z5045-01
Sinter filter for gas connection	Z5072-01
Gas connection, US	Z5073-01
Gas connection, NIST	Z5074-01
Gas connection, DISS	Z5075-01
Gas connection, universal, angled	Z5077-01
Gas connection, universal	Z5078-01
US/DIN hose for house gas, 3 m	Z5100-01
US/DIN hose for house gas, 5 m	Z5101-01
US/NORME French hose for house gas, 3 m	Z5102-01
US/NORME French hose for house gas, 5 m	Z5103-01

The Suctioner® Surgical Suction Mat



This disposable surgical mat combines the absorbency of the poly-backed Dri-Safe® pad and the nonslip, anti-fatigue memory foam construction of The Surgical Mat™ with powerful, quiet, and continuous suction capability. These features are designed to ensure a drier, safer, and cleaner operating room. The Suctioner mat has graduated slots to move fluid toward lateral suction tubes.

It easily attaches to any OR vacuum source in seconds and efficiently manages unwanted fluids, keeping them off the OR floor. The mat's antimicrobial properties also aid in reducing the risk of cross-contamination. This latex-free surgical mat is ideal for all surgical procedures.

Product Description	Item Number
The Suctioner surgical mat, 22 in × 35 in (comfort mat), 42 in × 56 in (total), blue, qty. 8	USA-X10

The EcoSuctioner® Surgical Suction Mat



- All-in-one ergonomic suction mat that allows two people to stand comfortably during a procedure
- Designed with directional grooves for improved quiet, continual suction; attaches to any suction source
- Large, rugged absorbent mat included on underside creates more nonslip surface in OR
- Lightweight suction mat, weighs 0.79 kg, allowing for quick and easy setup and removal
- Reduces laundry on the floor

Product Description	Item Number
The EcoSuctioner surgical mat, 28 in × 40 in (comfort mat), 42 in × 56 in (total), green, qty. 8	USA-XG8

The Suctioner, Dri-Safe, The Surgical Mat, and The EcoSuctioner are trademarks of Flagship Surgical, LLC.

The SuctionBlu™ Mat




The SuctionBlu disposable surgical mat combines the absorbency of the poly-backed Dri-Safe® pad and the nonslip, anti-fatigue memory foam construction of The EcoSuctioner® mat with powerful, quiet, continuous suction capability. These features are designed to create a drier, safer, and cleaner operating room.

The graduated slots on The SuctionBlu mat use gravity to direct fluids toward the suction tube. The SuctionBlu mat easily attaches to any OR vacuum source in seconds and efficiently manages unwanted fluids, keeping them off the floor.

The SuctionBlu mat is a smaller, more economical version of The EcoSuctioner mat but larger than The Suctioner® mat.

Product Description	Item Number
The SuctionBlu surgical mat, 42 in × 56 in, blue	USA-XBL

The Surgical Mat™ and The Mini Mat™ Surgical Mats



The Surgical Mat and The Mini Mat surgical mats were designed to address three OR issues: comfort, safety, and fluid buildup. Both mats are constructed of a resilient memory foam material that provides relief and support when standing on hard concrete floors and steel step stools. The mats feature a nonslip molded foam design and custom tapered fluid channels to keep the surgical team's feet dry and reduce the risk of tracking body fluids across the OR. The Surgical Mat and The Mini Mat surgical mats are latex-free and ideal for all surgical procedures.

Product Description	Item Number
The Surgical Mat pad, 20 in × 39 in, blue, qty. 10 (a)	USA-010
The Mini Mat surgical mat, 13 in × 17 in, blue, qty. 10 (b)	USA-A10

The SuctionBlu, Dri-Safe, The EcoSuctioner, The Suctioner, The Surgical Mat, and The Mini Mat are trademarks of Flagship Surgical, LLC.

EcoDri-Safe™ Absorbent Rolls



Containing fluids and streamlining clean-up procedures has never been easier than with the new EcoDri-Safe absorbent rolls. The 28 in × 100 ft rolls are perforated every 20 in to create 60 easy-to-tear-off 20 in × 28 in floor mats on every roll.

EcoDri-Safe absorbent rolls are ideal wherever fluid containment can be an issue

- Operating rooms
- Scrub sinks
- Laboratory stations
- Central processing
- Emergency rooms
- Procedure rooms
- Labor and delivery wards

Product Description	Item Number
EcoDri-Safe non-poly-backed roll, 100 ft × 28 in, 20 in × 28 in, 60 sheets per roll	USA-ECO100
EcoDri-Safe poly-backed roll, 100 ft × 28 in, 20 in × 28 in, 60 sheets per roll	USA-ECO100PLY
EcoDri-Safe dispensing cart	USA-ECODISP

Dri-Safe® Absorbent Pads




- Super absorbent, economical, disposable floor pads that eliminate expensive laundry costs
- Use wherever fluids build up, including OR floors, in front of scrub sinks, lab station floors, etc
- Dri-Safe pads help prevent slips and falls and the transmission of harmful contaminants to health care providers
- Impermeable poly-backing option promotes safety by keeping the pads firmly in place and locking in fluids

Product Description	Item Number
Dri-Safe absorbent pad, 28 in × 40 in, blue, qty. 20	USA-B28X40
Dri-Safe absorbent pad, 28 in × 40 in, blue, poly-backing, qty. 20	USA-B28X40PLY
Dri-Safe absorbent pad, 28 in × 56 in, blue, qty. 15	USA-B28X56
Dri-Safe absorbent pad, 28 in × 56 in, blue, poly-backing, qty. 15	USA-B28X56PLY

EcoDri-Safe and Dri-Safe are trademarks of Flagship Surgical, LLC.

Fluid Diamond® Floor Aspirator



- Fast, effective fluid collection
- Powerful suction action keeps floors dry and reduces the potential for slipping or falling
- Eliminates the need for slippery, costly towels and blankets on the OR floor to absorb fluids
- Designed with quieting pad and anti-floor-sticking technology
- Attaches to any surgical suction source
- Includes easily attachable suction tubing

Product Description	Item Number
Fluid diamond floor aspirator, qty. 30	USA-FDX

Fluid Diamond is a trademark of Flagship Surgical, LLC.



Arthroscopic RF System

Synergy ^{RF™} Console	70
Synergy ^{RF™} Footswitch	71
Apollo ^{RF®} MP90 Probe and Apollo ^{RF} XL90 Probe	71
Apollo ^{RF®} i90 Probe AR-9831	72
Apollo ^{RF®} Hook Probe.....	73
Apollo ^{RF} MP50 Probe	73
Apollo ^{RF®} H50 Probe.....	74
Apollo ^{RF} SJ50 Probe.....	74
CoolCut™ Monopolar RF Electrodes	75
CoolCut Monopolar Ablation Probes.....	75
Small Joint CoolCut Monopolar Ablation Probes	75
Accessory Monopolar Devices.....	75

Synergy^{RF}™ Bipolar Ablation System

The Arthrex Synergy^{RF} console is an advanced electro-surgical generator designed to meet the needs of arthroscopic surgical procedures. The console's advanced output control algorithm uses feedback systems that are capable of adjusting the output as the tissue characteristics change. This will result in a more consistent clinical effect at the surgical site. The Synergy^{RF} console provides an interface to the Synergy video management system for a heads-up display feature so settings are displayed on the main surgical monitor. The Synergy 4K Imaging System allows the user to apply surgeon- and procedure-specific presets for ablation and coagulation. These presets can be applied for each Apollo^{RF} probe in the system.

With the ablation probes, Arthrex offers a complete bipolar RF system for the resection, ablation, and coagulation of soft tissue and hemostasis of blood vessels in arthroscopic and orthopedic procedures.

The system features Intelligent Device Recognition (IDR) for the probes currently in use. An implemented metal proximity detection function suspends power when the probe is close to the metal portion of the scope or metal instruments. The ergonomic handle of the Apollo^{RF} probe features three buttons to operate the ablation and coagulation functions and to adjust the ABLATE power setting.

Synergy^{RF} Console



- Integrates with the Synergy imaging system or operates as a standalone unit
- Probe recognition function identifies probe currently in use
- Metal proximity detection function suspends power when in close proximity to the metal portion of the scope or metal instruments
- User-friendly LCD touchscreen
- Easy-to-adjust ablation and coagulation settings
- Uses controlled plasma-based bipolar RF technology with the Apollo probes

Product Description	Item Number
Synergy ^{RF} console	AR-9800

Synergy^{RF}™ Footswitch



- Separate ABLATE and COAG pedals
- Central ablation level adjustment button
- Integrated carrying handle

Product Description	Item Number
Synergy ^{RF} foot pedal	AR-9800-F

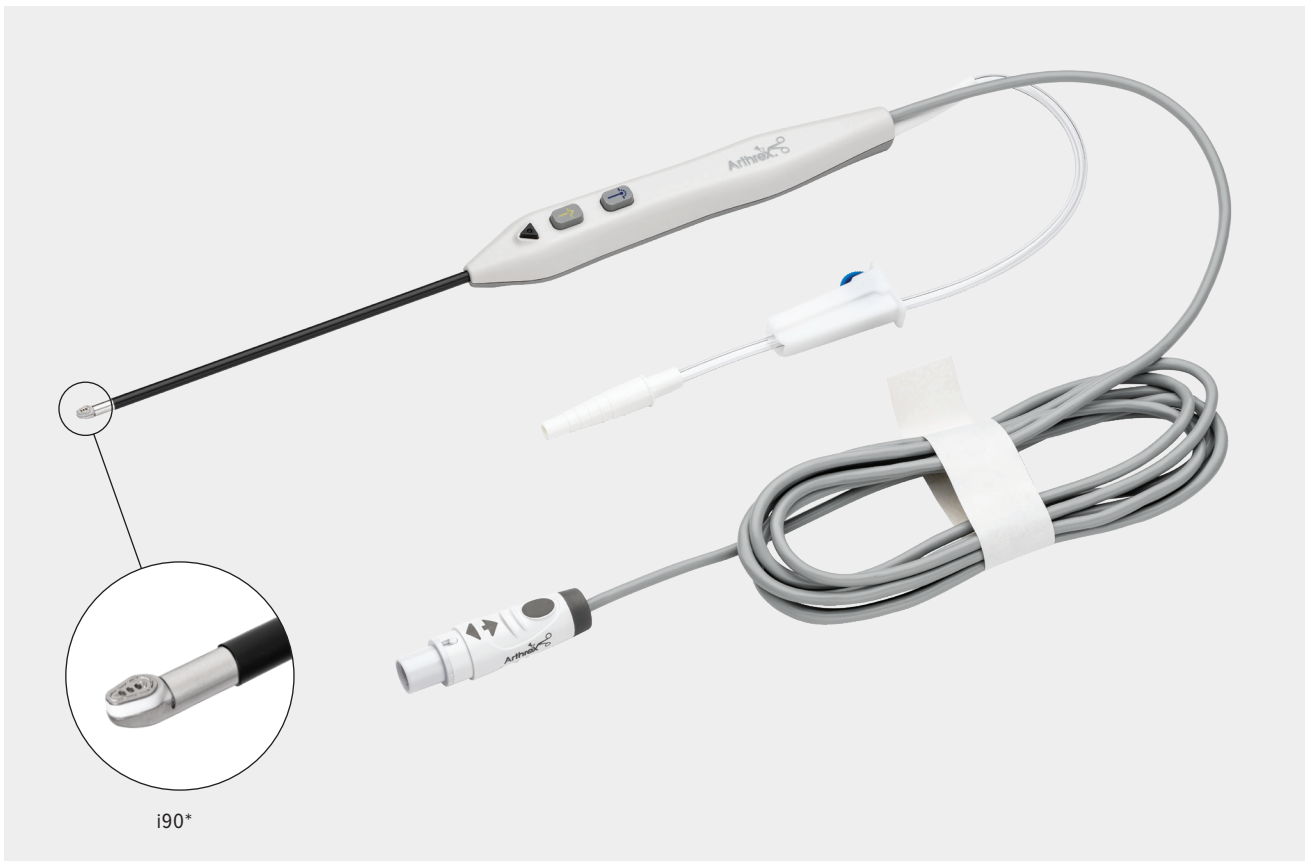
Apollo^{RF}® MP90 Probe and Apollo^{RF} XL90 Probe



- 90° tip configured to access and ablate tissue rapidly
- Durable 1-piece active electrode
- Easy-to-use, ergonomic hand controls
- Multiple ports for efficient bubble removal
- Apollo^{RF} XL90 probe has a 25% longer electrode than the Apollo^{RF} MP90 probe to remove more tissue per pass

Product Description	Item Number
Apollo ^{RF} MP90 probe	AR-9811
Apollo ^{RF} XL90 probe	AR-9821

Apollo^{RF} i90 Probe AR-9831



- Torpedo-shaped electrode* designed for easy access into the joint and accurate removal of tissue
- Increased flow rate/improved flow path* designed to efficiently remove bubbles for better visual clarity, reduced tissue clogging, and faster removal of warm fluid from the joint¹
- Edge control feature on the electrode provides greater precision and gentle ablation distally and on the sides of the electrode
- Unique electrode design that optimizes tactile feedback when gliding over bone and tissue
- Shorter working length of 140 mm


Product Description	Item Number
Apollo ^{RF} i90 probe	AR-9831

Reference

1. Arthrex, Inc. Data on file (AR-9831 clog performance design verification). Naples, FL; 2021.

*Patent pending

Apollo^{RF} Hook Probe



- Generous hook size for easy tissue capture and rapid tissue resection and coagulation
- Durable one-piece active electrode
- Easy-to-use, ergonomic hand controls
- Configured to access and reach tissue in various arthroscopic procedures

Product Description	Item Number
Apollo ^{RF} hook probe	AR-9825

Apollo^{RF} MP50 Probe



- Smooth radius at tip designed to access confined anatomy
- 360° edge control for precise ablation
- Dual aspiration slots for effective suction
- Lower ablation default setting of four for use around sensitive tissue
- For use in knee and shoulder procedures

Product Description	Item Number
Apollo ^{RF} MP50 probe	AR-9815

Apollo^{RF} H50 Probe




- 185 mm working length provides an extended reach into the hip joint
- Reinforced shaft and handle junction maintain device integrity during hip arthroscopy
- 360° edge control for precise ablation and debridement
- Flat electrode face for smooth contouring of tissues
- Optimal tip geometry for enhanced access of hip anatomy

- Dual aspiration slots for effective suction
- Upgraded insulation material to increase durability during portal entry

Product Description	Item Number
Apollo ^{RF} H50 probe	AR-9835

Apollo^{RF} SJ50 Probe



- Reduced probe dimension of 110 mm working length and 3.3 mm diameter for ease of access in small joints
- 360° edge control for precise ablation
- Anatomic 50° tip configured to reach and ablate tissue efficiently
- Low default ablation setting of four for reduced energy delivery

- Optimal for ankle, elbow, and knee arthroscopic procedures
- Optimized aspiration to remove tissue particulate and maintain optimal fluid temperatures

Product Description	Item Number
Apollo ^{RF} SJ50 probe	AR-9845

CoolCut™ Monopolar RF Electrodes



The pioneering design of the CoolCut electrode tips makes it possible to operate the CoolCut series at extremely low power settings, thereby increasing patient safety without sacrificing performance. The reduction of the power requirements also allows for the absence of a ceramic ring surrounding the electrode face, reducing the size of the tip to aid in reaching target tissue in anatomically tight spaces.

The line of CoolCut radiofrequency devices features an innovative ergonomic handle with hand controls.


The 90° versions have a unique shape that allows for maximum extension from the tip of the electrode to the shaft of the device while still fitting through a 5 mm cannula. The new CoolCut shaft coating facilitates easy insertion through both working cannulas and subcutaneous tissue.

CoolCut Monopolar Ablation Probes


Aspirating Ablation Probes

	Product Description	Item Number
	CoolCut 90 ablator, 90°, Ø 2.92 mm tip	AR-9803A-90
	Toothbrush ablator, 90°, 4.04 mm x 1.83 mm tip	AR-9705A-90


Non-aspirating Ablation Probes


	Product Description	Item Number
	Toothbrush 90NA ablator, 90°, 4.04 mm x 1.83 mm tip	AR-9705-90

Hook Tip Probes




	Product Description	Item Number
	CoolCut ablator, hook 90°, 1.63 mm tip	AR-9801

Small Joint CoolCut Monopolar Ablation Probes

	Product Description	Item Number
	CoolCut ablator, small joint 45°, 0.81 mm tip	AR-9809SJ-45

	Product Description	Item Number
	CoolCut ablator, small joint 90°, 0.81 mm tip	AR-9809SJ-90

Accessory Monopolar Devices

	Product Description	Item Number
	Electrode hook 90	AR-9606H-90
	Disposable Pencil Kit	AR-9610
	Disposable split ground pad, adult return electrode with cable	AR-9610SGP

Synergy Service and Support

Service and Support..... 78

Service and Support



Arthrex Armour

Technology Protection

Service You Can Rely On...

We understand that patients rely on you every day—and that you rely on your equipment. You have purchased the most innovative world-class imaging devices available, and you always expect them to be ready. As your strategic partner, you can rely on Arthrex to provide quality products and service continue Helping Surgeons Treat Their Patients Better®.

Arthrex Armour offers customizable service plan levels to meet all your product and service needs.

Arthrex Armour Core Protection

Arthrex Armour Core Protection provides our baseline service level support billed as per-incident and is available on all serviceable Arthrex products. Prepaid per-incidents are also available for all scope product lines, Synergy Vision™ consoles and camera heads, Synergy^{DTM} consoles and camera heads, and Synergy^{UHD4™} consoles and camera heads. With prepaid per-incidents, you can better forecast your operational budget through a bulk purchase.

This service level includes all the following benefits:

- Advanced replacements
- Damage protection
- Free replacement shipping
- 24-hour remote technical support

Arthrex Armour Premium Protection

This level of Arthrex Armour provides total protection against product issues and incidental damage. Multiple payment options make an Arthrex Armour Premium Protection plan a budget-friendly solution that

guarantees peak equipment performance and helps ensure maximum uptime.

This service level includes all the following benefits:

- Advanced replacements
- Damage protection
- Free replacement shipping
- Free return shipping
- 24-hour remote technical support and software updates
- Onsite technical support

Arthrex Armour Titanium Protection

To resolve any possible technical challenges, Arthrex Armour Titanium Protection offers our most comprehensive service. Along with expert 24-hour remote technical support provided by our Technical Assistance Center, this tier features a trained Arthrex agency representative residing on location to provide immediate technical support. Layer this protection plan with Arthrex Armour Premium Protection to ensure the best service experience possible.

This service level includes all the following benefits:

- 24-hour remote technical support
- Onsite Arthrex agency representative for immediate support
- Onsite software updates

Why Arthrex?

Our commitment to using high-quality, certified components means we can provide the highest standard of service designed to keep your equipment in excellent working condition over time. For maximum uptime and highest quality performance, we are the logical choice for service replacements and after-sale care.

Contact Information

Please contact us at ServiceAgreements@arthrex.com for any questions or requests regarding our service offerings.

Warranty Policy

For all warranty information, including disclaimers, exclusions, terms, conditions, and related provisions, refer to the Arthrex US Product Warranty section of the Arthrex, Inc., website, found at www.arthrex.com/corporate/arthrex-us-product-warranty.



This description of technique is provided as an educational tool and clinical aid to assist properly licensed medical professionals in the usage of specific Arthrex products. As part of this professional usage, the medical professional must use their professional judgment in making any final determinations in product usage and technique. In doing so, the medical professional should rely on their own training and experience and should conduct a thorough review of pertinent medical literature and the product's directions for use. Postoperative management is patient-specific and dependent on the treating professional's assessment. Individual results will vary and not all patients will experience the same postoperative activity level and/or outcomes.

View U.S. patent information at www.arthrex.com/corporate/virtual-patent-marking

arthrex.com

© 2024-03 Arthrex, Inc. All rights reserved. LB1-0690-EN_M

INFORMATION RESOURCES