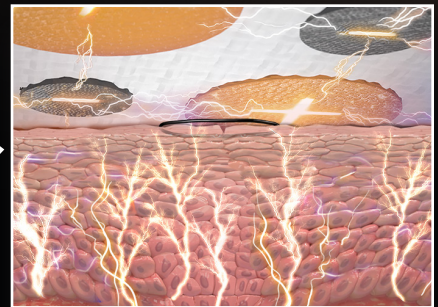
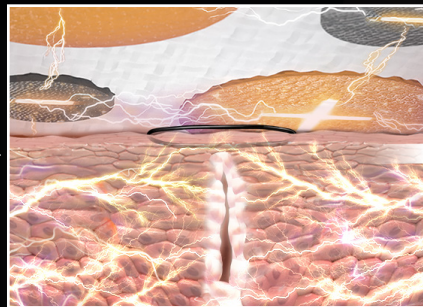
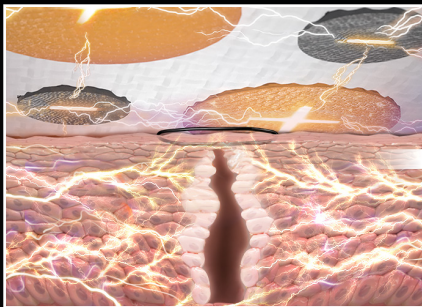



# JumpStart<sup>®</sup>

ADVANCED  
MICROCURRENT  
TECHNOLOGY<sup>®</sup>



- Kills and protects against certain gram-positive and gram-negative bacteria<sup>1-4</sup>
- Water resistant; 7-day wear time
- Buildable to cover incisions of any length and angle

Click to learn more about JumpStart dressings  
<https://www.arthrex.com/orthobiologics/jumpstart>

Arthrex<sup>®</sup> 

# JumpStart<sup>®</sup> Surgical Site Infections (SSI)

ADVANCED MICROCURRENT HEALING™

Persistent, costly, and preventable

Occur in  
**1% to 2%**  
of all patients worldwide  
undergoing inpatient  
surgery<sup>5-7</sup>

Affect  
**millions**  
of patients each year  
  
**USA: 1.5 million<sup>8</sup>**  
**Europe: 500,000<sup>6</sup>**

Increase annual  
treatment costs  
**USA:**  
**+\$3.5 to \$10 billion<sup>9</sup>**  
**Europe:**  
**+€1.5 to €19 billion<sup>10</sup>**

Prolong hospitalization  
**USA: +9.7 days<sup>9</sup>**  
**Europe: +6.5 days<sup>10</sup>**

**3%** **estimated mortality rate with SSI<sup>8</sup>**  
  
**75%** **of SSI-associated deaths are directly attributable to the infection<sup>8</sup>**

Specific Surgery	Overall Incidence of SSI	Incidence of SSI in High-risk Patients
Colon surgery	6.1% <sup>12</sup>	13.6% <sup>12</sup>
Coronary artery bypass graft	3.9% <sup>13</sup>	13% <sup>13</sup>
Caesarean section	2.9% <sup>8</sup>	11.7% <sup>8</sup>
Laminectomy	0.72% <sup>14</sup>	2.3% <sup>14</sup>
Spinal fusion	0.7% <sup>14</sup>	4.15% <sup>14</sup>
Hip prosthesis	0.67% <sup>14</sup>	2.4% <sup>14</sup>
Knee prosthesis	0.58% <sup>14</sup>	1.6% <sup>14</sup>

**50%** **of SSI are preventable<sup>5-6,11</sup>**

## Reduce the Risk of SSI

JumpStart antimicrobial wound dressing kills a broad spectrum of microbes, including multidrug-resistant and biofilm-forming bacteria<sup>1,3,15</sup>



**References**  
 1. Banerjee J, Das Ghatak P, Roy S, et al. Silver-zinc redox-coupled electrochemical wound dressing disrupts bacterial biofilm. *PLoS One*. 2015;10(3):e0119531. doi:10.1371/journal.pone.0119531 2. Kim H, Makin I, Skiba J. Antibacterial efficacy testing of a bioelectric wound dressing against clinical wound pathogens. *Open Microbiol J*. 2014;8:15-21. doi:10.2174/1874285801408010015 3. Kim H, Izadjoo MJ. Antibiofilm efficacy evaluation of a bioelectric dressing in mono- and multi-species biofilms. *J Wound Care*. 2015;24(Suppl 2):S10-4. doi:10.12968/jowc.2015.24.Sup2.S10 4. Long DR, Bryson-Cahn C, Pergamit R, et al. 2021 Young Investigator Award winner: anatomic gradients in the microbiology of spinal fusion surgical site infection and resistance to surgical antimicrobial prophylaxis. *Spine*. 2021;46(3):143-151. doi:10.1097/BRS.0000000000003603 5. Keely Boyle K, Rachala S, Nodzo SR, Centers for Disease Control and Prevention 2017 guidelines for prevention of surgical site infections: review and relevant recommendations. *Curr Rev Musculoskelet Med*. 2018;11(3):357-369. doi:10.1007/s12178-018-9498-8 6. WHO global guidelines for the prevention of surgical site infection. World Health Organization. Accessed May 2, 2023. <https://www.who.int/publications/i/item/global-guidelines-for-the-prevention-of-surgical-site-infection-2nd-ed> 7. Klevens RM, Edwards JR, Richards CL Jr, et al. Estimating health care-associated infections and deaths in U.S. hospitals, 2002. *Public Health Rep*. 2007;122(2):160-166. doi:10.1177/003335490712200205 8. MA Preas, O'Hara L, Thom K. HICPAC-CDC guideline for prevention of surgical site infection: what the infection preventionist needs to know. *Association for Professionals in Infection Control and Epidemiology*. Accessed May 2, 2023. [https://apic.org/Resource/\\_TinyMceFileManager/Periodical\\_images/API-00414\\_L\\_SSI\\_Guidelines\\_Final.pdf](https://apic.org/Resource/_TinyMceFileManager/Periodical_images/API-00414_L_SSI_Guidelines_Final.pdf) 9. RD Scott. The direct medical costs of health care-associated infection in U.S. hospitals and the benefits of prevention. *Centers for Disease Control and Prevention*. Accessed May 2, 2023. [https://www.cdc.gov/hai/pdfs/hai/scott\\_costpaper.pdf](https://www.cdc.gov/hai/pdfs/hai/scott_costpaper.pdf) 10. Leaper DJ, van Goor H, Reilly J, et al. Surgical site infection - a European perspective of incidence and economic burden. *Int Wound J*. 2004;1(4):247-273. doi:10.1111/j.1742-4801.2004.00067.x 11. Surveillance of surgical site infections in Europe 2010-20 11. European Centre for Disease Prevention and Control. Accessed May 2, 2023. <https://www.ecdc.europa.eu/sites/portal/files/media/en/publications/Publications/SSI-in-europe-2010-2011.pdf> 12. Amri R, Dinoux AM, Kunitake H, Bordenanou LG, Berger DL. Risk stratification for surgical site infections in colon cancer. *JAMA Surg*. 2017;152(7):686-690. doi:10.1001/jamasurg.2017.0505 13. Rochon M, Jarman JW, Gabriel J, et al. Multi-centre prospective internal and external evaluation of the Brompton Harefield Infection Score (BHIS). *J Infect Prev*. 2018;19(2):74-79. doi:10.1177/1757177417733062 14. Guide to the elimination of orthopedic surgical site infections: an APIC guide. *Association for Professionals in Infection Control and Epidemiology*. Accessed May 2, 2023. <https://apic.org/wp-content/uploads/2019/10/APIC-Ortho-Guide.pdf> 15. Kim H, Makin I, Skiba J, et al. Antibacterial efficacy testing of a bioelectric wound dressing against clinical wound pathogens. *Open Microbiol J*. 2014;8:15-21. doi:10.2174/1874285801408010015

