

# MPFL Reconstruction Implant System

Product Highlight

With the addition of two new **3.9 mm BioComposite SwiveLock® MPFL reconstruction implant systems**, surgeons have more options and cutting-edge technology available than ever before.

## Features and Benefits


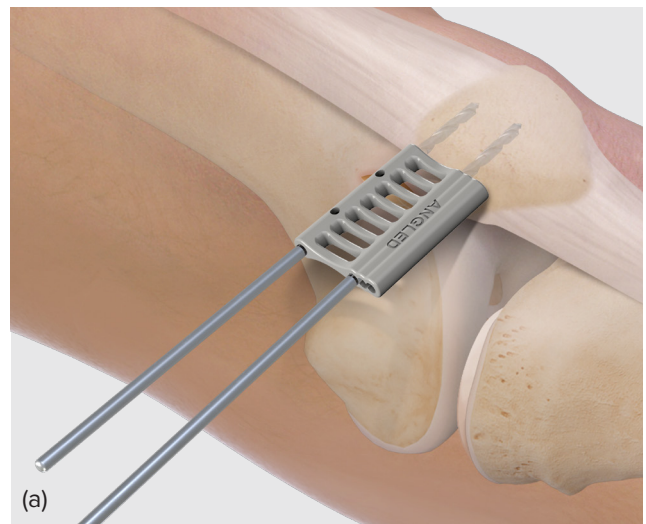
- New kits use 3.9 mm × 17.9 mm BioComposite SwiveLocks anchors for inlay fixation in the patella
- Femoral fixation options of either a 6 mm × 20 mm BioComposite FastThread™ interference screw or an ACL TightRope® implant
- New patella drill guides included in every 3.9 mm BioComposite SwiveLock MPFL kit to help place predictable and reproducible parallel or 3° converging or diverging sockets **(a)**
- Redesigned drills and guide pins calibrated and laser marked specifically for MPFL reconstruction **(b)**

### 3.9 mm SwiveLock Anchor and FastThread Interference Screw Implant System (AR-1360FT-BC)

- **Improved, shorter femoral screw:** Prominent leading thread and large thread pitch facilitate screw engagement and advancement.
- **Biocomposite material and fenestrations:** Proprietary biocomposite material has withstood the test of time with more than a decade of clinical use and millions of implantations.<sup>1</sup> Vented sidewalls and screw geometry decrease material by 22% without losing fixation strength.<sup>2,3</sup>

### 3.9 mm SwiveLock Anchor and TightRope® Implant System (AR-1360TR-BC)

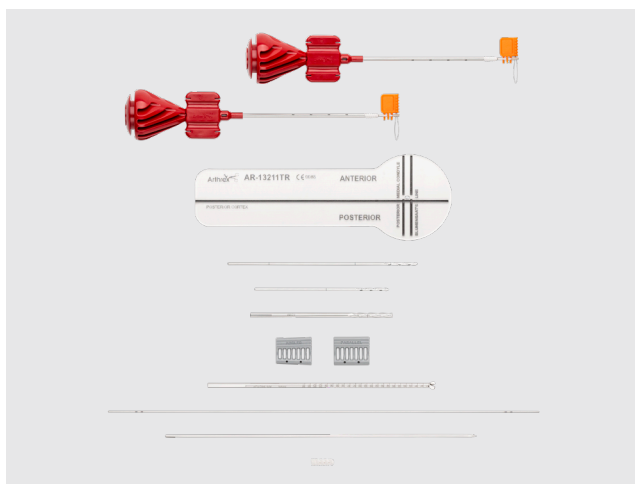
- **Precise tensioning and retensionability:** Allows for provisional graft fixation and the gradual adjustment of graft tension while directly evaluating patellofemoral alignment.
- **Minimal implant material:** Using cortical suspensory fixation instead of an interference screw in the femur may be advantageous in patients whose femoral tunnel is close to the physis.
- **Revised femoral template:** Allows passthrough of the spade-tip TightRope pin



**Arthrex®** 

# MPFL Reconstruction Implant System


## Ordering Information



MPFL Reconstruction With FastThread™ BioComposite Interference Screw Set (AR-1360FT-BC)

### Product Description

Parallel Drill Guide  
 Angled Drill Guide  
 2.4 mm × 120 mm Drill Tip Guide Pin  
 2.4 mm × 170 mm Drill Tip Guide Pin  
 4.0 mm Cannulated Drill  
 3.9 mm BioComposite SwiveLock® Anchor  
 MPFL Template  
 2.4 mm Guide Pin, w/ eyelet  
 7 mm Low-Profile Reamer  
 1.1 mm Nitinol Guidewire  
 6 mm × 20 mm FastThread BioComposite Interference Screw



MPFL Reconstruction With TightRope® Implant (AR-1360TR-BC)

### Product Description

Parallel Drill Guide  
 Angled Drill Guide  
 2.4 mm × 120 mm Drill Tip Guide Pin  
 2.4 mm × 170 mm Drill Tip Guide Pin  
 4.0 mm Cannulated Drill  
 3.9 mm BioComposite SwiveLock Anchor  
 MPFL Template  
 4 mm Spade-Tip Pin  
 6 mm Low-Profile Reamer  
 ACL TightRope Implant

Products may not be available in all markets because product availability is subject to the regulatory approvals and medical practices in individual markets. Please contact your Arthrex representative if you have questions about the availability of products in your area.

## References

1. Arthrex, Inc. LA1-0199-EN\_E. Naples, FL; 2018.
2. Arthrex, Inc. Data on file (Engineering department calculation of volume). Naples, FL; 2018.
3. Arthrex, Inc. LA1-00099-EN\_A. Naples, FL; 2018.

arthrex.com

© 2021 Arthrex, Inc. All rights reserved. DOC1-000531-en-US\_A

