

A Patient's Guide to Platelet-Rich Plasma

With the Arthrex ACP®
Double-Syringe System



Arthrex® 

Introduction

Healing after an injury involves a well-orchestrated and complex series of events where proteins in the blood act as messengers to regulate the healing process. Many proteins involved in the healing process are recovered from small cell fragments found in blood called **platelets**. When you are injured, the platelets activate and start to gather at the injury site to release beneficial proteins called growth factors. This is the beginning of the healing cascade.

What Is Platelet-Rich Plasma (PRP)?

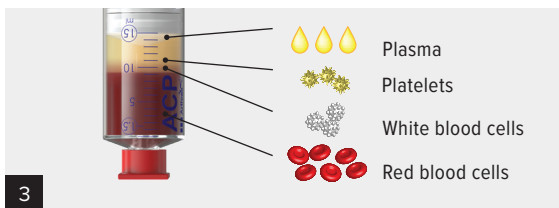
PRP is a concentration of platelets and growth factors created from blood. To create PRP, blood is centrifuged to separate the platelets from other unwanted cellular components. PRP contains increased levels of platelets and growth factors, which have the potential to improve cells' ability to respond to an injury.



Whole blood is collected in a syringe and placed into the ACP system.



The syringe is placed in a centrifuge, which spins the blood.

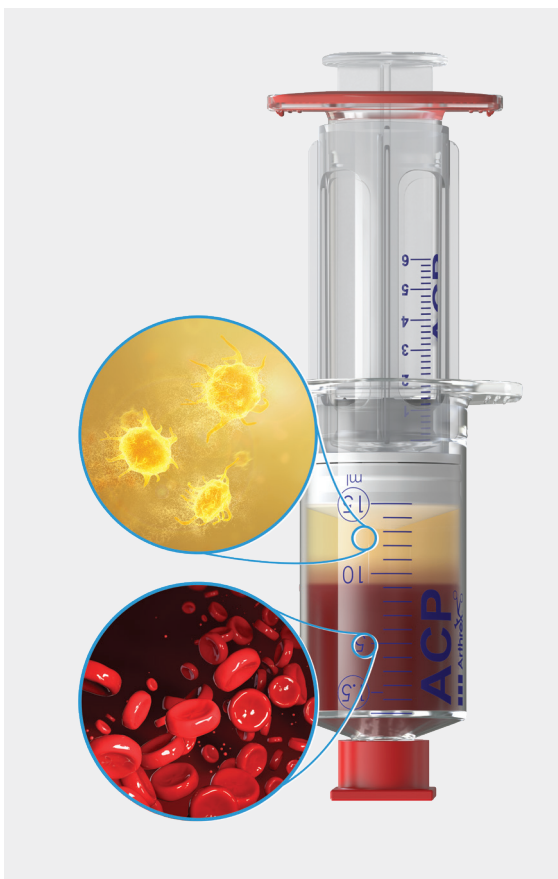


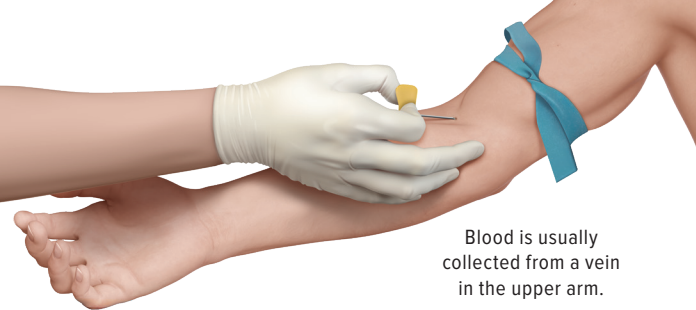
After centrifugation the blood is separated into different layers. Using the ACP device, the concentrated platelets are collected into the inner syringe.

Making Your Cells Count With the Arthrex ACP® Double-Syringe System

Growth factors are always present in blood and inside platelets. Platelets are inactive in our bloodstream, but become activated when an injury occurs. They collect at the injured site and release these proteins (the growth factors), which in turn promote the healing process.¹

PRP created with the ACP system harnesses this principle. The ACP system concentrates platelets while reducing the amount of unwanted blood components that could cause inflammation, to support the body's self-healing processes.²⁻⁴





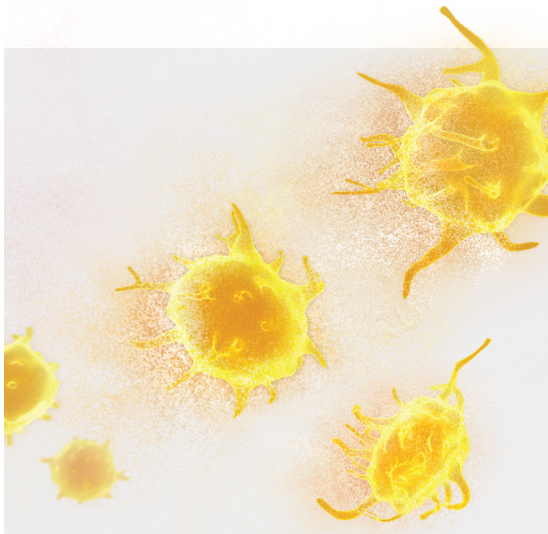
Blood is usually collected from a vein in the upper arm.

How Does the PRP Process Work?

Your health care provider will collect your blood using a typical blood-draw procedure. They place the blood into the ACP system, which uses a rapid spinning process to separate and concentrate the platelets and other beneficial growth factors from the blood. This process is typically done in 5 minutes.

Am I a Candidate?

Your health care provider will perform an examination to determine if PRP treatment is right for you or if another treatment regimen is better suited for your procedure. Your doctor will determine your pre- and postprocedural protocol.



Reference

1. Eisinger F, Patzelt J, Langer HF. The platelet response to tissue injury. *Front Med (Lausanne)*. 2018;5:317. doi:10.3389/fmed.2018.00317
2. Borregaard N, Sørensen OE, Theilgaard-Mönch K. Neutrophil granules: a library of innate immunity proteins. *Trends Immunol*. 2007;28(8):340-345. doi:10.1016/j.it.2007.06.002
3. Arthrex, Inc. LA0810. Naples, FL; 2019.
4. Arthrex, Inc. Data on file (APT-4153). Naples, FL; 2019.

The information contained in this brochure is not medical advice and is not meant to be a substitute for the advice provided by a surgeon or other qualified medical professional on the use of these products. You should talk with your physician or health care provider for more information about your health condition and whether Arthrex products might be appropriate for you. The surgeon who performs any surgical procedure is responsible for determining and using the appropriate techniques for surgical procedures on each individual patient. Arthrex recommends that surgeons be trained on the use of any particular product before using it in surgery. A surgeon must always rely on their own professional medical judgment when deciding whether to use a particular product when treating a particular patient. A surgeon must always refer to the package insert, product label, and/or directions for use before using any Arthrex product. Postoperative management is patient-specific and dependent on the treating professional's assessment. Individual results will vary and not all patients will experience the same postoperative activity level or outcomes. Products may not be available in all markets because product availability is subject to the regulatory approvals and medical practices in individual markets. Please contact Arthrex if you have questions about the availability of products in your area.

Notes



Learn more about the
Arthrex ACP® double-
syringe system

Indications

The Arthrex ACP® double-syringe kit is indicated for the safe and rapid preparation of autologous PRP from a small sample of peripheral blood at the patient's point of care. The PRP is mixed with autograft and/or allograft bone prior to application to a bony defect for improving handling characteristics.

Contraindications

- Blood supply limitations and previous infections, which may hinder healing
- Any active infection or blood supply limitations

Adverse Effects

Infections, both deep and superficial; allergies and other reactions to device materials; hematoma; damage to blood vessels and nerve damage resulting in pain or numbness from autologous sampling; delayed wound healing

Warnings

Federal law restricts this device to sale by or on the order of a physician. This device is intended to be used by a trained medical professional. Do not resterilize or reuse the sterile devices. Follow the manufacturer's instructions when using centrifuge. Use only benchtop centrifuges with swing-out rotors that securely accommodate Arthrex ACP double-syringes and ACP Max PRP system (eg, Rotofix 32 A benchtop centrifuge or Drucker Horizon Flex). Outcomes using other types of centrifuges are unknown. Follow manufacturer's directions provided with the package insert for the anticoagulant citrate dextrose A solution (ACD-A). The safety and effectiveness of this device for bone healing and hemostasis have not been established. PRP must be used within 4 hours of blood collection. This is a single-use device. Reuse of this device could result in failure of the device to perform as intended and could cause harm to the patient and/or user. Failure to use this device in accordance with the directions for use below may result in device failure, render the device unsuitable for its intended use, or compromise the procedure. ACD-A anticoagulant and PRP prepared are not for intravenous use. For additional information on ACD-A anticoagulant, refer to the component label. Biohazard waste, such as explanted devices, needles, and contaminated surgical equipment, should be safely disposed of in accordance with the institution's policy. Serious incidents should be reported to Arthrex, Inc., or an in-country representative, and to the health authority where the incident occurred. Some blood contacting components of the device have been sterilized with ethylene oxide, which can cause serious allergic reactions in some sensitized individuals.



arthrex.com

© 2024-05 Arthrex, Inc. All rights reserved. pLB1-000501-en-US_A