

# Knee FiberTak<sup>®</sup> Anchors

Knee Product Highlight

The Knee FiberTak anchor platform includes five new anchor configurations, each with unique features optimized for treating pathology around the knee. Knee FiberTak anchors have been redesigned with a softer anchor body for reliable deployment in hard bone and vibrant new SutureTape colors for easier visualization and suture management in an open surgical environment. Disposable and reusable instrumentation was ergonomically designed with a short working length to allow the surgeon to get close to the anatomy. A pilot hole can be prepared using a calibrated drill, an awl, or even a self-punch in appropriate bone density.

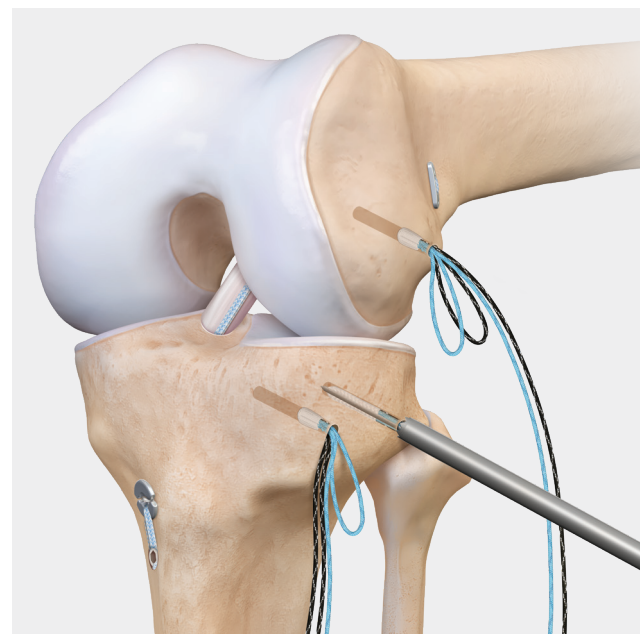
## Key Features and Benefits

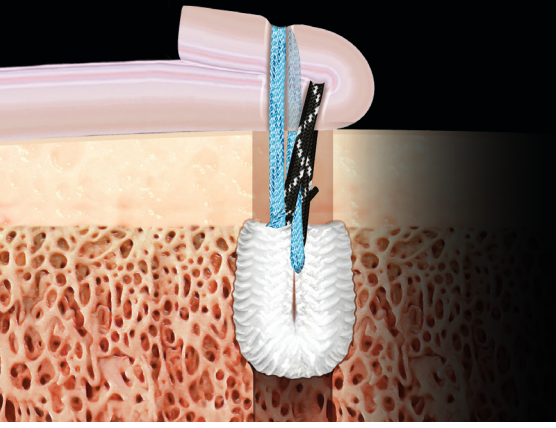
- Includes a redesigned, softer anchor body that creates a more consistent bunching effect for reliable deployment in hard bone
- First suture anchors to use SutureTape in a tensionable knotless mechanism, combining the benefits of SutureTape with retensionability
- New, vibrant SutureTape colors for easier visualization and suture management
- More ergonomic instrumentation allowing surgeons to operate closer to the anatomy, which helps create a more precise drilling trajectory and anchor insertion
- Disposable and reusable instrumentation
- Option to prep a pilot hole using a calibrated drill, an awl, or even self-punch in appropriate bone density

The *Internal/Brace* surgical technique is intended only to augment the primary repair/reconstruction by expanding the area of tissue approximation during the healing period and is not intended as a replacement for the native ligament. The *Internal/Brace* technique is for use during soft tissue-to-bone fixation procedures and is not cleared for bone-to-bone fixation.

## Ordering Information


Product Description	Item Number
<b>Implants</b>	
Double Knotless Knee FiberTak anchor	AR-3740SP
Hybrid Knee FiberTak anchor	AR-3770SP
Double Knotted Knee FiberTak anchor	AR-3730SP
Knee FiberTak button	AR-3780SP
Knee FiberTak anchor for the <i>Internal/Brace</i> <sup>™</sup> technique	AR-3750SP
<b>Instruments</b>	
Knee FiberTak disposable drill guide kit	AR-3710
Knee FiberTak reusable drill guide	AR-3711
Knee FiberTak reusable 2.6 mm drill	AR-3712
Knee FiberTak reusable 2.6 mm punch	AR-3714





# Knee FiberTak<sup>®</sup> Anchors

Knee Product Highlight



## Double Knotless Knee FiberTak Anchor

Features two preconverted knotless tensionable 1.3 mm SutureTape loops (ideal for complete knotless tensioning of grafts or soft tissues, such as LET and ALL procedures)



## Hybrid Knee FiberTak Anchor

Includes one preconverted tensionable knotless SutureTape loop and a sliding 1.3 mm SutureTape with swaged-on needles (ideal for combined knotless and knotted fixation, such as onlay MPFL fixation on the patella or femur)



## Knee FiberTak Anchor for Internal/Brace<sup>™</sup> Technique

Features one sliding 1.3 mm SutureTape with swaged-on needles and a FiberTape<sup>®</sup> loop swaged to a single tail for easy passage and loading (revolutionary for collateral repair using the Internal/Brace technique or extensor mechanism repairs using the technique)



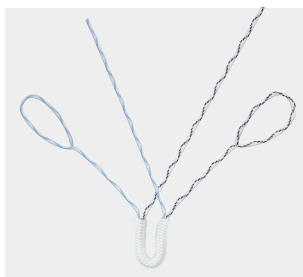
2.6 mm Reusable Drill and Punch for Knee FiberTak Suture (AR-3712, AR-3714)

Disposable Drill Guide for Knee FiberTak Suture (AR-3710)



## Double Knotted Knee FiberTak Anchor

Features two sliding 1.3 mm SutureTapes with swaged-on needles (ideal for knotted fixation of grafts or soft-tissue repairs)



## Knee FiberTak Button

Features two FiberLink<sup>™</sup> shuttling sutures for fixation of independent tension-slide constructs (an excellent option for quadriceps tendon repair or any technique in which independent soft-tissue suturing is preferred)

Reusable Drill Guide for Knee FiberTak Suture (AR-3711)



[arthrex.com](http://arthrex.com)

© 2024-02 Arthrex, Inc. All rights reserved. DOC1-001277-en-US\_A

