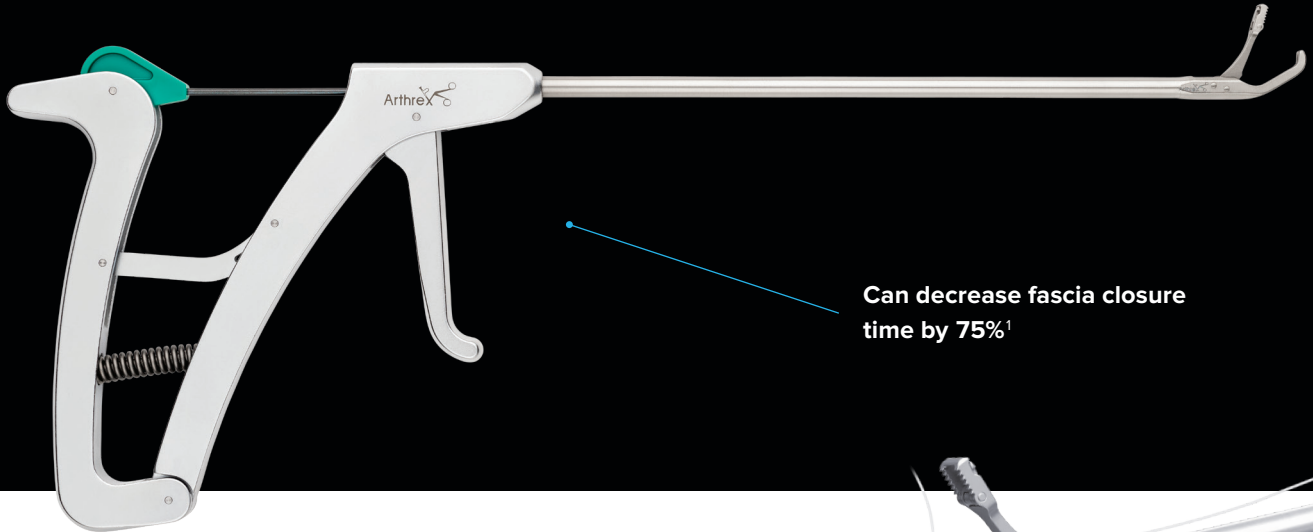


Spinal Fascia Closure Using the Spine Scorpion™ Suture Passer


Product and Technique Highlight



Can decrease fascia closure time by 75%¹

The Spine Scorpion suture passer is ideal for closing the fascia at the end of minimally invasive spine procedures. The low-profile design allows for easy access to the fascia, at all depths, for procedures done through either a tubular or mini open approach. The Spine Scorpion instrument automatically passes and retrieves multiple types of sutures, including 0 and 2-0 resorbable sutures.

- Efficient, consistent fascia closure at any depth
- Automatically and seamlessly passes and retrieves sutures
- One-step suture loading
- Low-profile design for easy access through tubular and mini open approaches



Ordering Information

Product Description	Item Number
Spine Scorpion Instrument Set	AR-13998CS
*Instrument Case Spine Scorpion	AR-13998CC
*Spine Scorpion Suture Passer	AR-13998C
SureFire® Scorpion Needle	AR-13991N
*Suture Cutter, open ended left notch, 4.2 mm (a)	AR-11794L
Suture Cutter, open ended left notch, 4.2 mm × 220 mm	AR-16794L
*Bayonet Knot Pusher (b)	AR-S1296

* Included in Spine Scorpion Instrument Set

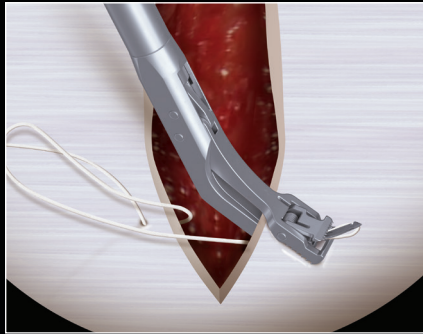


Reference


1. Arthrex, Inc. Data on file (APT 05722). Naples, FL, 2021.



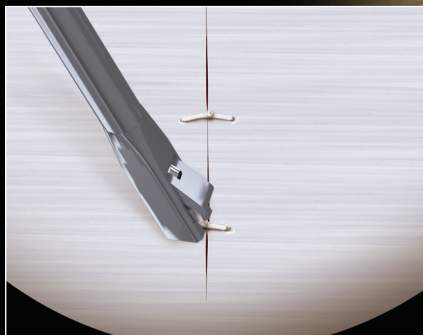
Spine Scorpion



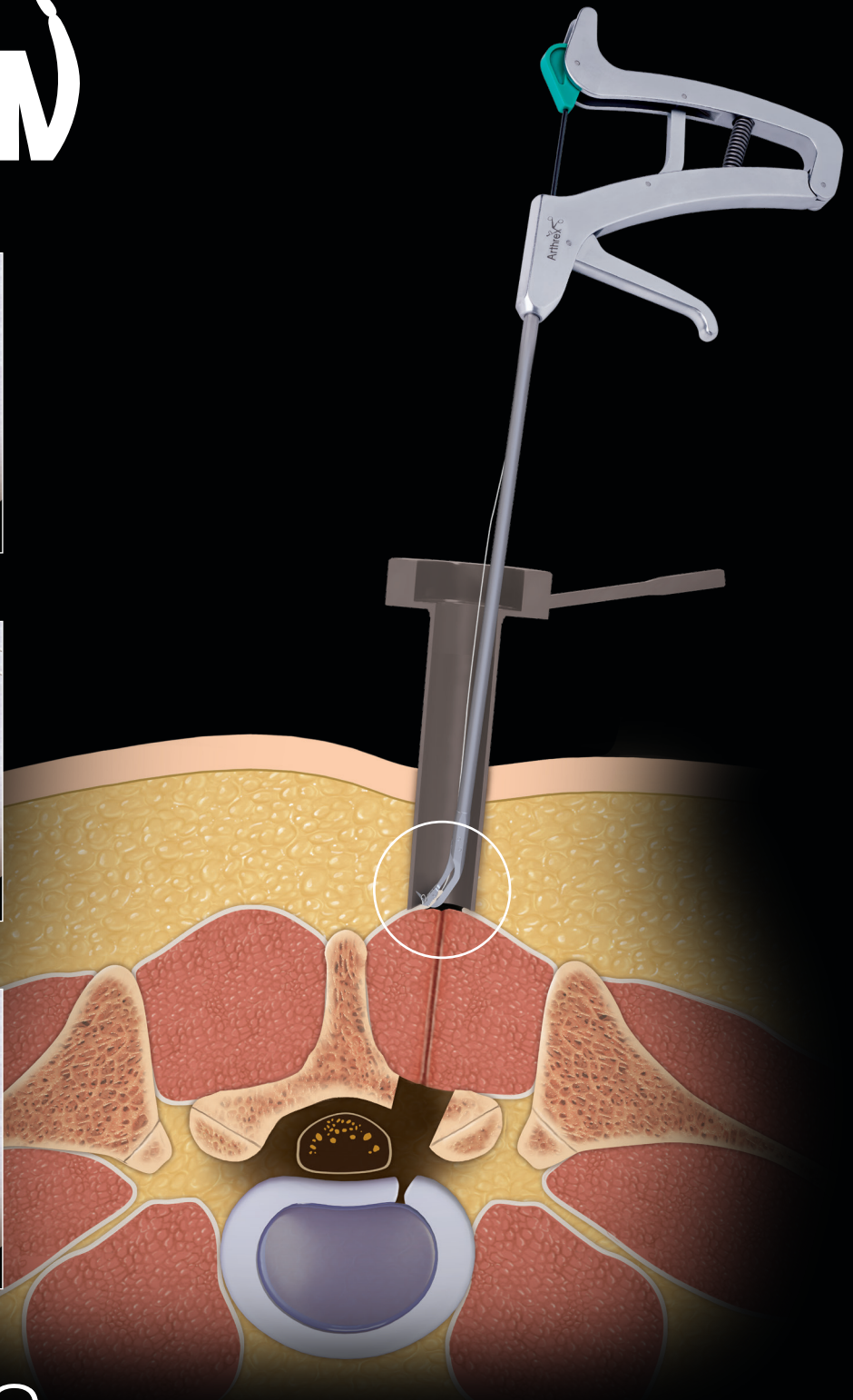
Pass...



Tie...



Cut.



Arthrex®

This description of technique is provided as an educational tool and clinical aid to assist properly licensed medical professionals in the usage of specific Arthrex products. As part of this professional usage, the medical professional must use their professional judgment in making any final determinations in product usage and technique. In doing so, the medical professional should rely on their own training and experience and should conduct a thorough review of pertinent medical literature and the product's directions for use. Postoperative management is patient-specific and dependent on the treating professional's assessment. Individual results will vary and not all patients will experience the same postoperative activity level or outcomes.

View U.S. patent information at www.arthrex.com/corporate/virtual-patent-marking

© 2022-12 Arthrex, Inc. All rights reserved. BR1-002052-en-US_C