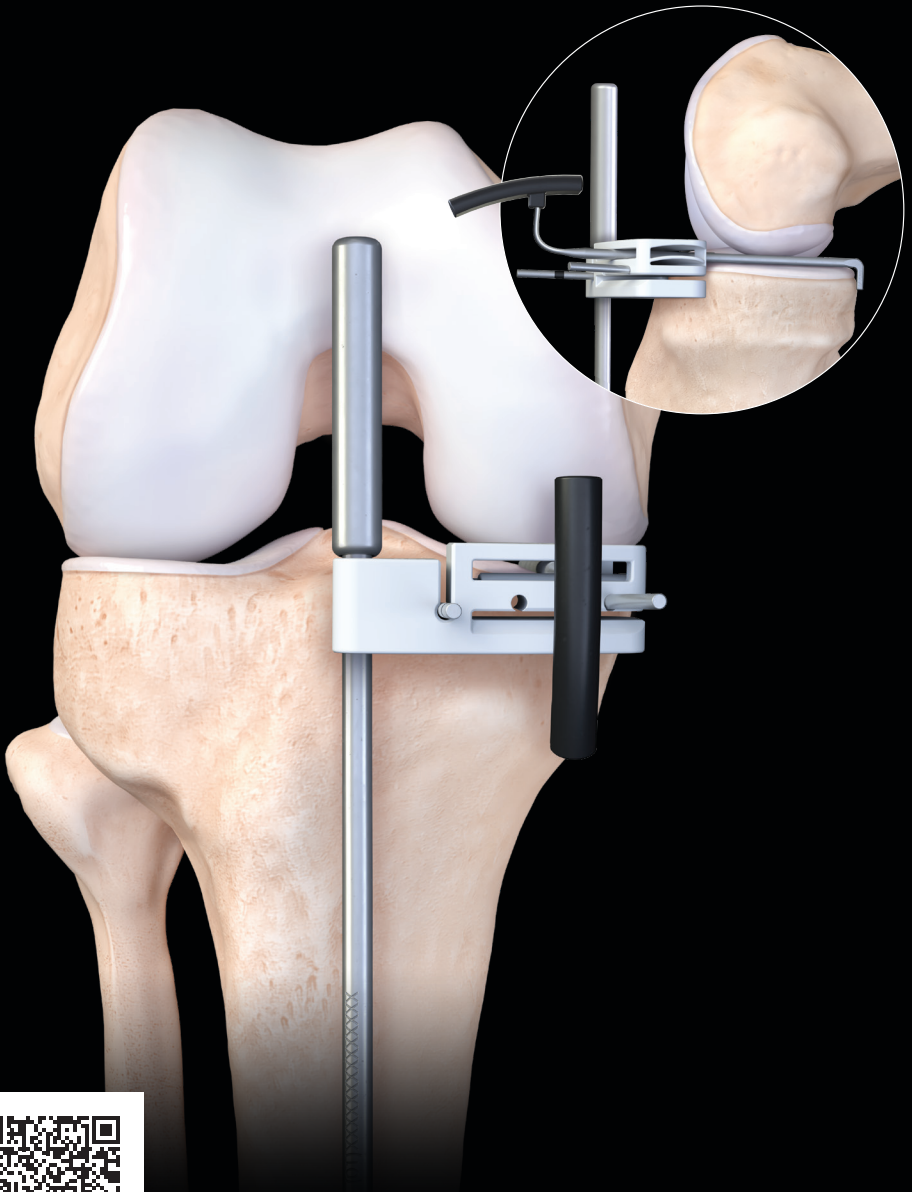


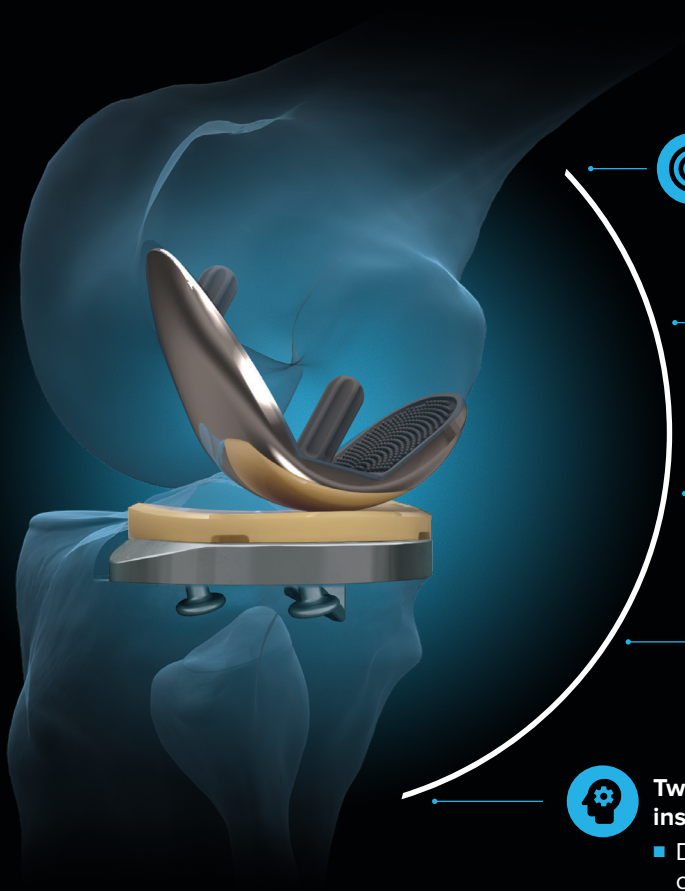
Knee Arthroplasty

New Product & Technique Highlights



iBalance[®] UKA System

An Evolution in Unicondylar Knee Resurfacing



Fixed-bearing tibial onlay design



Cobalt chrome femur with 6 sizes



Cobalt chrome tibia with 6 sizes



Vitamin E ECiMa™ poly in 1 mm-increment thickness



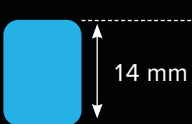
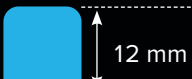
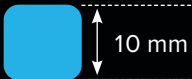
Two unique instrumentation features:

- Disposable tibial cutting guides
- 1 mm gap balancing

Poly Matters

Our goal is to help you preserve the patient's native bone, which is why we've created a thin but reliable poly. We offer 8 mm, 9 mm, 10 mm, 11 mm, 12 mm, and 14 mm thicknesses. The disposable tibial cutting guide enables both precision and accuracy in bone preservation.

Actual Thicknesses



96%

of patients have
an 8 mm or 9 mm
bearing when the
disposable tibial
cutting guide is used

Disposable Tibial Cutting Guide

An Evolution in Unicondylar Knee Resurfacing

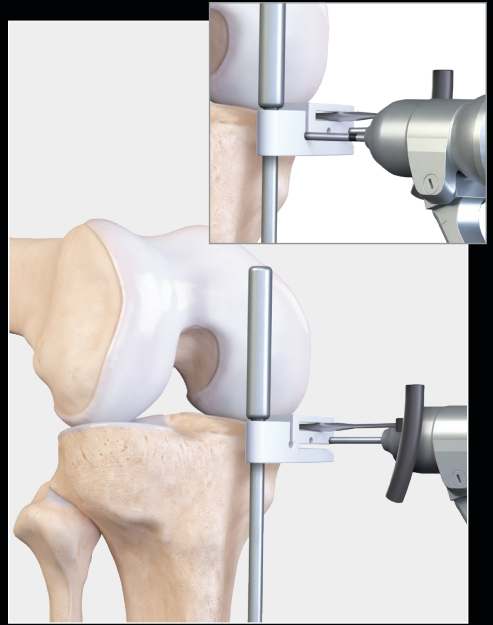


Tibial Cutting Guide

- Off-the-shelf instruments and no lead time
- No capital expenditure
- Neither CT scan nor MRI scan required
- Neither plan approval nor preplanning required

The Ideal UKA Tibial Resection

- 1 Patient-specific slope
- 2 9 mm resection space
- 3 Fully protected vertical resection
- 4 Independent control over varus/valgus



Patient Outreach and Education

OrthoIllustrated®

Watch 3D animations of the latest treatment options for orthopedic injuries and arthritis.



What might my incision look like after surgery?

Postoperative appearance is patient specific and dependent on the surgical procedure. Individual results will vary based on age, skin color, health conditions, and the wound closure technique performed by your surgeon.





Scan to see additional patient outreach and education tools for our arthroplasty portfolio.




JOHN DOE, MD
ORTHOPEDIC SURGERY AND SPORTS MEDICINE
555-555-2022
55189 Sports Medicine Blvd | Naples, FL 34108
drjohndoe.com
DrJohnDoe_Arthroplasty

Practice Logo

KNEE IMPLANT IDENTIFICATION CARD

- Patient Name: _____
- Device Type: _____
- Hospital: _____
- Date of Surgery: _____



Patient Journey Cards

Postoperative patient journey cards with an engaging, 3-tilt holograph to help the patient tell their story.

Customizable to your headshot, practice logo, website, and more for continued follow-up needs.





A Campus Designed for Orthopedic Surgical Skills Education

The expanded Arthrex world headquarters, located in Naples, FL, is an innovative, 80-acre, university-style campus designed to deliver an immersive and engaging medical education experience for visiting health care professionals. The Arthrex campus provides a one-of-a-kind learning environment for surgeons and health care professionals.

arthrex.com

© 2023-12 Arthrex, Inc. All rights reserved.
evBR1-002925-en-US_C

