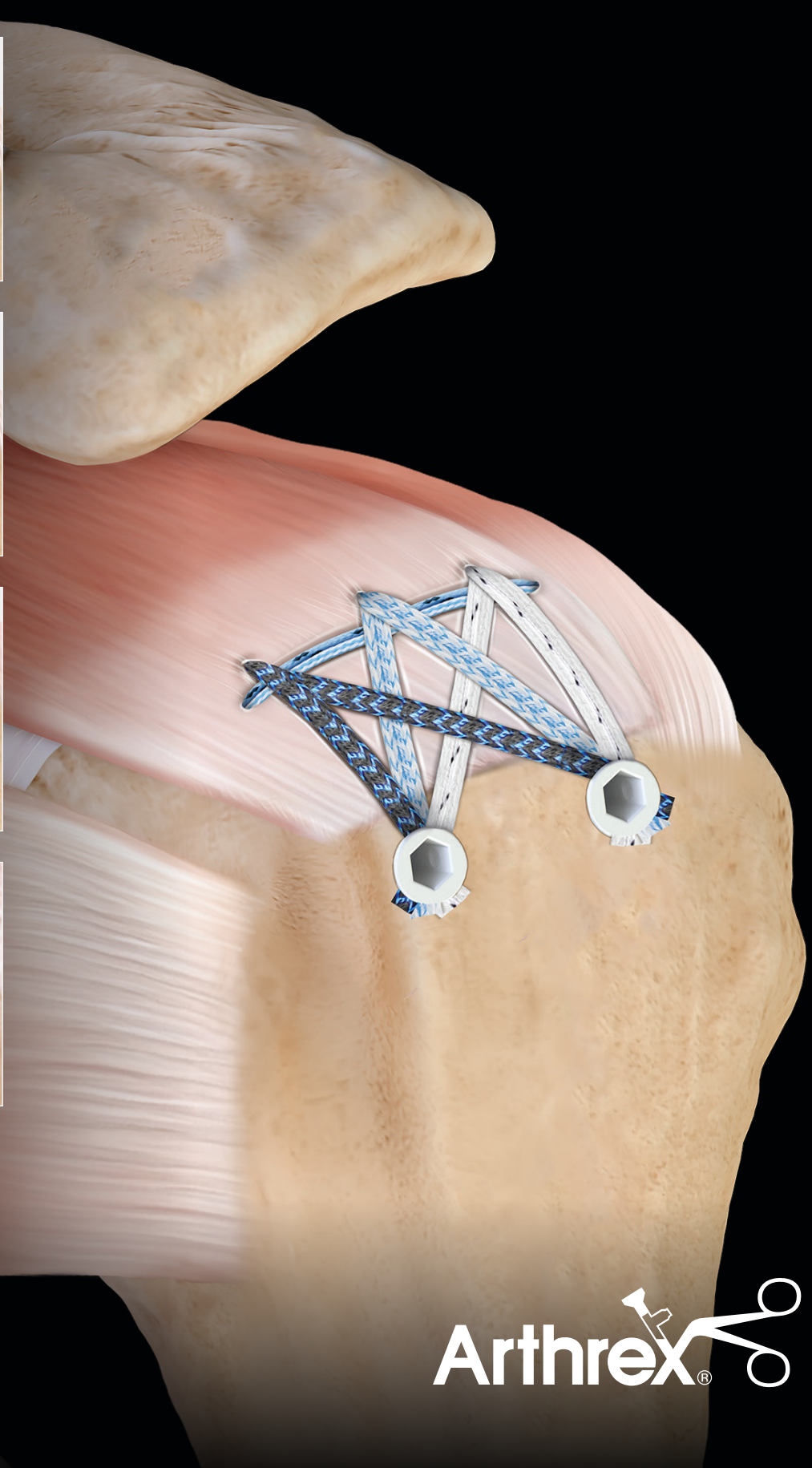
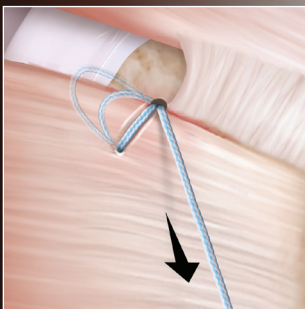
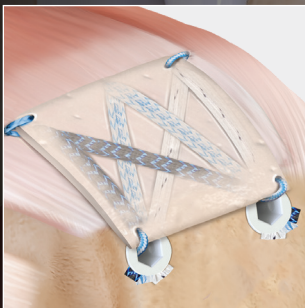
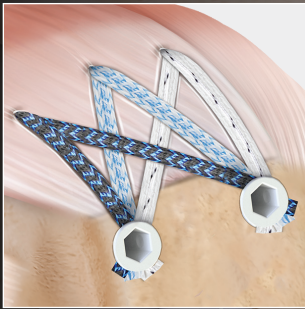


Rotator Cuff Repair With FiberTak[®] Soft Anchors



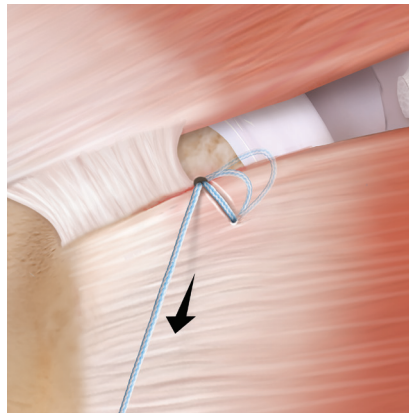
FiberTak® Soft Anchor for Rotator Cuff Repair

Rotator cuff repair requires versatile anchors that can meet the demands of different repair constructs. The family of 2.6 FiberTak soft anchors offers options for all types of rotator cuff repairs. With a smaller anchor size compared to traditional hard-bodied anchors, more points of fixation can be achieved in the footprint of the rotator cuff. With different suture configurations like SutureTape, tensionable knotless technology, and 1.7 mm FiberTape® suture, you have multiple options for various rotator cuff repairs.



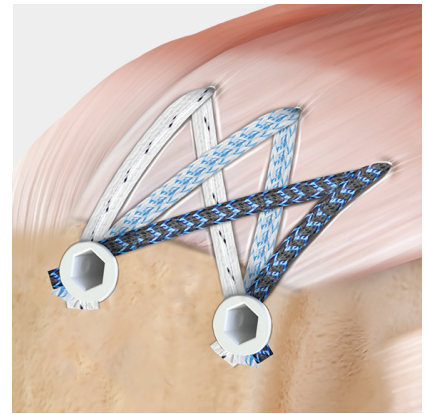
2.6 FiberTak Soft Anchor

Enhance single- and double-row knotted rotator cuff repairs with the double- or triple-loaded 2.6 FiberTak anchors, which are loaded with 1.3 SutureTape allowing for stronger knots and smaller knot-stacks than #2 suture.



Knotless 2.6 FiberTak Soft Anchor

Tensionable knotless technology with a #5 suture eliminates the need to tie knots and allows for reproducible results for procedures such as upper border subscapularis repair, PASTA, and remplissage.

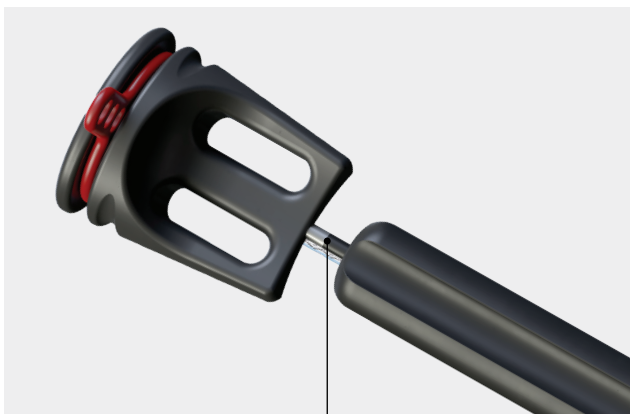


2.6 FiberTak RC Soft Anchor


Double-row rotator cuff repair using the FiberTak SpeedBridge™ technique features 2.6 FiberTak RC anchors with 1.7 mm FiberTape® suture on the medial row for a completely knotless repair.

Self-Punching Inserters

All 2.6 FiberTak anchors are loaded on self-punching inserters, which eliminates the need to predrill or prepunch a socket for anchor insertion and reduces surgical steps. These inserters can be used with or without a guide.



Insertion zone



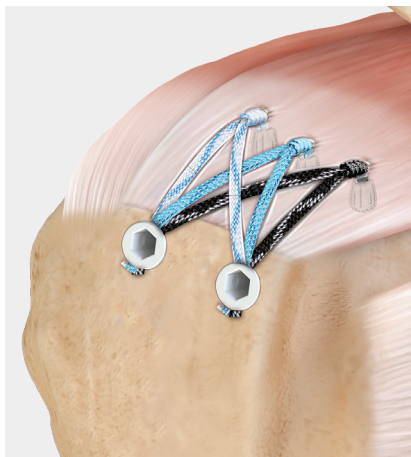
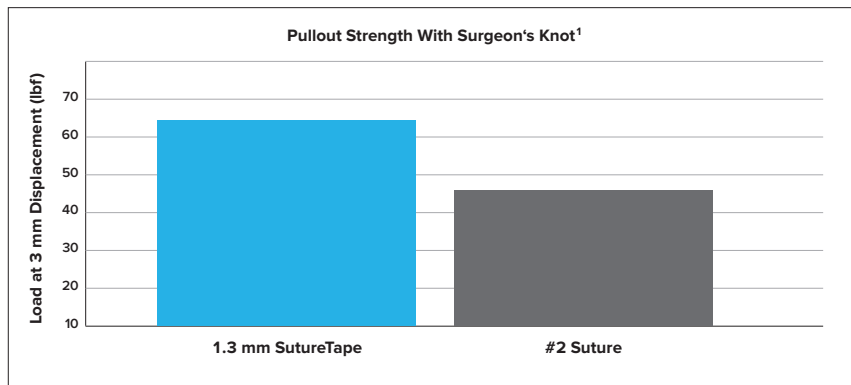
Transtendon insertion reference
Insertion zone

2.6 FiberTak® Soft Anchor

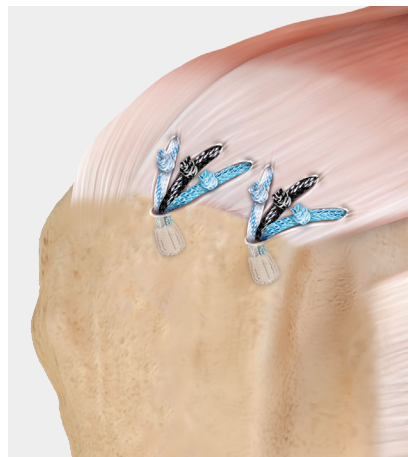
The 2.6 FiberTak soft anchor offers the ability to create both single- and double-row repairs. Available in double- and triple-loaded self-punching options, these anchors leverage the latest innovation in suture technology with SutureTape, which is a flat-braided #2 suture.

SutureTape feels flat-out better than round suture and offers:

- Increased resistance to tissue pull-through
- Tighter, smaller knot stacks
- Better handling characteristics



SutureBridge™ medial-row repair with triple-loaded 2.6 FiberTak anchor



Single-row repair with triple-loaded 2.6 FiberTak anchor



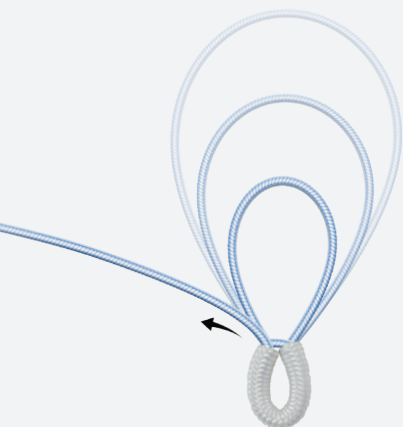
2.6 FiberTak suture anchor double-loaded with SutureTape



2.6 FiberTak soft anchor triple-loaded with SutureTape



Self-punching 2.6 Knotless FiberTak anchor w/ #5 suture



2.6 Knotless FiberTak anchor with completed knotless mechanism

Knotless 2.6 FiberTak® Soft Anchor

The Knotless 2.6 FiberTak soft anchor features a #5 repair suture and tensionable knotless technology optimized for upper border subscapularis, PASTA, and remplissage procedures.

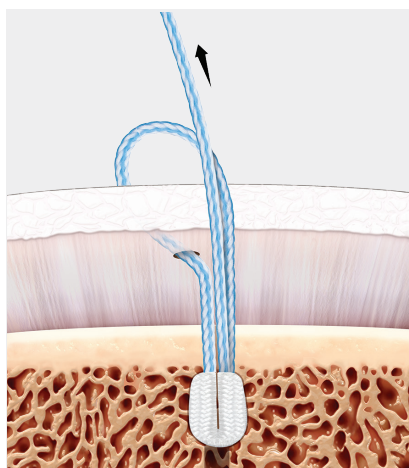
#5 Repair Suture

Achieve broad soft-tissue compression with this #5 suture in a knotless construct. A proprietary process smoothly tapers the end of the suture to a size 0 suture while maintaining the integrity of the braid. This suture is ideal for passing with a Scorpion™ suture passer.

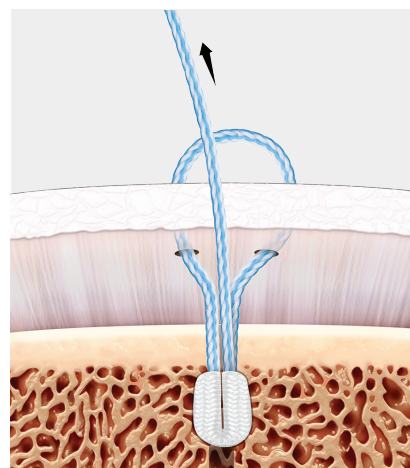
Tensionable Knotless Technology

This unique technology can be used in multiple configurations such as a simple or mattress stitch, or interconnected with another Knotless 2.6 FiberTak anchor. Control tension under direct visualization with the tensionable suture-locking mechanism and reproducibly create fully knotless constructs without compromising fixation strength or integrity compared to knotted constructs.

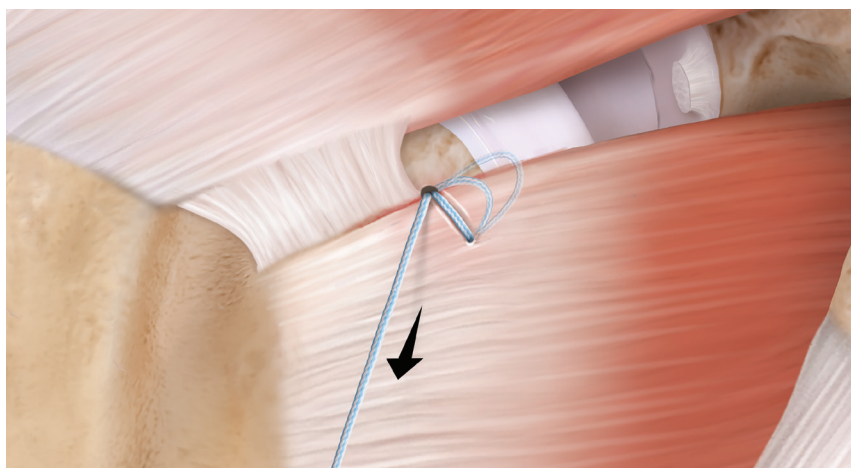
Simple Stitch



Mattress Stitch



Knotless Upper-Border Subscapularis Repair



2.6 FiberTak® RC Soft Anchor

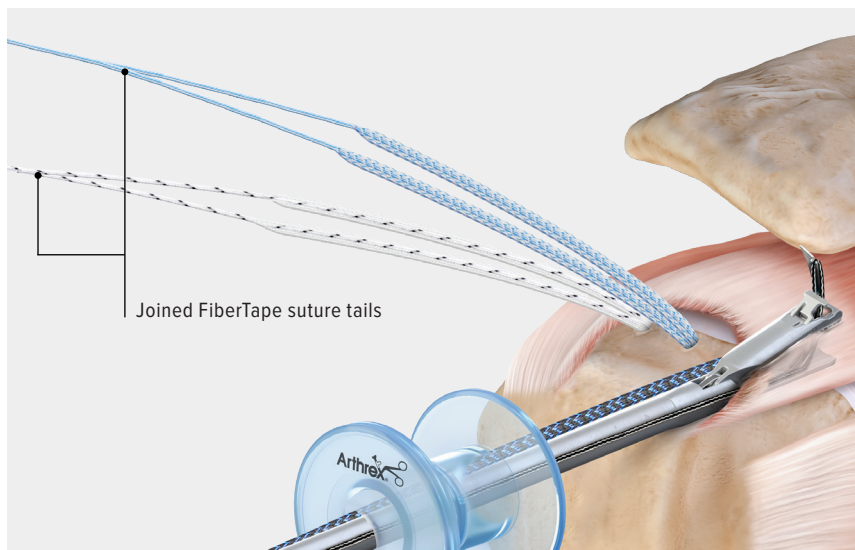
The 2.6 FiberTak RC anchor is designed specifically for the medial row of a FiberTak SpeedBridge™ rotator cuff repair, which includes secure lateral fixation with trusted Knotless SwiveLock® anchors. These anchors feature fixed FiberTape® suture with the option of an additional tensionable knotless mechanism or sliding SutureTape.

Biomechanics of FiberTak SpeedBridge Repair

FiberTak SpeedBridge repair has been shown to produce similar biomechanical results compared to traditional SpeedBridge repair.²

1.7 mm FiberTape Suture

- Smaller width and lower profile option
- Tape portion smoothly transitions to size 0 joined tails for simplified suture-passing



Anchor Options

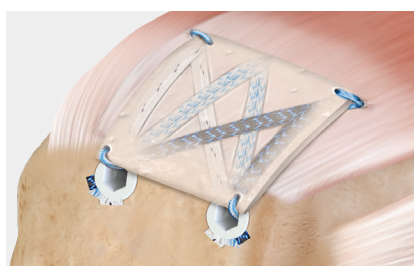
Sliding SutureTape

- Sliding SutureTape, which can be incorporated into the repair or discarded, comes with the 2.6 FiberTak RC anchor


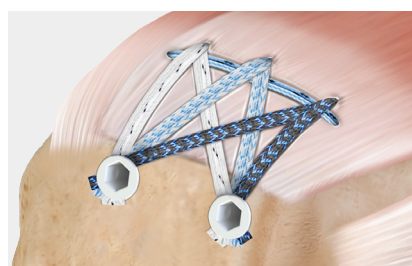
Tensionable Knotless Mechanism

- With the tensionable knotless mechanism, complete various medial-row compression configurations and easily incorporate biologics

Biologic Incorporation



Medial Compression



2.6 FiberTak RC anchors



Knotless 2.6 FiberTak RC anchors

Ordering Information

Implants

2.6 FiberTak® Soft Anchor

Product Description	Item Number
Self-Punching 2.6 FiberTak Soft Anchor, double-loaded	AR-3632SP
Self-Punching 2.6 FiberTak Soft Anchor, triple-loaded	AR-3633SP

Knotless 2.6 FiberTak Soft Anchor

Product Description	Item Number
Self-Punching Knotless 2.6 FiberTak Soft Anchor w/ #5 Suture	AR-3641SP

2.6 FiberTak RC Soft Anchors

Product Description	Item Number
2.6 FiberTak RC Soft Anchor, self-punching, 1.7 mm TigerTape™ Loop (white/black), 1.3 mm SutureTape (white/blue)	AR-3652SP
2.6 FiberTak RC Soft Anchor, self-punching, 1.7 mm FiberTape® Loop (blue), 1.3 mm SutureTape (white/black)	AR-3652TSP
2.6 FiberTak RC Soft Anchor, self-punching, 1.7 mm FiberTape Loop (black/blue), 1.3 mm SutureTape (blue/blue)	AR-3652TTSP
Knotless 2.6 FiberTak Soft Anchor, self-punching, 1.7 mm TigerTape Loop (white/black), #2 suture (blue)	AR-3653SP
Knotless 2.6 FiberTak Soft Anchor, self-punching, 1.7 mm FiberTape Loop (blue), #2 suture (white/black)	AR-3653TSP
Knotless 2.6 FiberTak Soft Anchor, self-punching, 1.7 mm FiberTape Loop (black/blue), #2 suture (blue/black)	AR-3653TTSP

Lateral-Row SwiveLock® Anchors

Product Description	Item Number
Knotless BioComposite SwiveLock® Anchor, 4.75 mm × 19.1 mm w/ #2 suture (blue) and SutureTape Link (white/blue)	AR-2324KBCC
Knotless BioComposite SwiveLock Anchor, 5.5 mm × 19.1 mm w/ #2 suture (blue) and SutureTape Link (white/blue)	AR-2323KBCC
Knotless PEEK SwiveLock Anchor, 4.75 mm × 19.1 mm w/ #2 suture (blue) and SutureTape Link (white/blue)	AR-2324KPSLC
Knotless PEEK SwiveLock Anchor, 5.5 mm × 19.1 mm w/ #2 suture (blue) and SutureTape Link (white/blue)	AR-2323KPSLC
BioComposite SwiveLock C Anchor, 4.75 mm × 19.1 mm	AR-2324BCC
BioComposite SwiveLock C Anchor, 5.5 mm × 19.1 mm	AR-2323BCC
PEEK SwiveLock C Anchor, 4.75 mm × 19.1 mm	AR-2324PSLC
PEEK SwiveLock C Anchor, 5.5 mm × 19.1 mm	AR-2323PSLC

Instruments


Disposable Instruments

Product Description	Item Number
Disposables Kit for 2.6 FiberTak® Soft Anchor (includes 2.6 FiberTak spear, trocar-tip obturator, and 2.6 mm drill)	AR-3650DS
Disposable Punch for 5.5 mm Corkscrew® FT and 4.75 mm and 5.5 mm SwiveLock® Anchors	AR-1927PBS

Reusable Instruments

Product Description	Item Number
Angled Spear w/ Circumferential Teeth for 2.6 FiberTak and DR Anchors	AR-3655
Punch for 2.6 FiberTak Anchors, reusable	AR-3656
Drill for 2.6 FiberTak Anchors, reusable	AR-3657
Blunt Obturator for 2.6 FiberTak Anchor Spear, reusable	AR-3658B
Sharp Obturator for 2.6 FiberTak Anchor Spear, reusable	AR-3658T
Spear w/ Circumferential Teeth, trocar-tip obturator, reusable	AR-1906
Fishmouth Spear, trocar-tip obturator, reusable	AR-1907
Punch for 5.5 mm Corkscrew FT and 4.75 mm and 5.5 mm SwiveLock Anchors	AR-1927PB
Disposable Punch for 5.5 mm Corkscrew FT and 4.75 and 5.5 mm SwiveLock Anchors	AR-1927PBS
FastPass Scorpion™ SL Suture Passer	AR-13999MF
FiberTak® Suture Cutter	AR-13250
FiberTape Retriever, w/ self-ratcheting handle	AR-13974SR
Circumferential Teeth Guide for for 2.6 FiberTak and 3.9mm Knotless Corkscrew Anchor	AR-1941CT
Fishmouth Guide for for 2.6 FiberTak and 3.9mm Knotless Corkscrew Anchor	AR-1941DGF

						
AR-3655	AR-1906	AR-1907	AR-3658T	AR-3658B	AR-3656	AR-3657
Angled Spear w/ Circumferential Teeth	Spear w/ Circumferential Teeth	Fishmouth Spear	Trocar-Tip Obturator	Blunt-Tip Obturator	Punch for 2.6 FiberTak Soft Anchors	Drill for 2.6 FiberTak Soft Anchors



References

1. Arthrex Inc. LA1-00038-EN. Naples, FL. 2021.
2. Arthrex, Inc. Data on file (APT-05242). Naples, FL; 2021.



This description of technique is provided as an educational tool and clinical aid to assist properly licensed medical professionals in the usage of specific Arthrex products. As part of this professional usage, the medical professional must use their professional judgment in making any final determinations in product usage and technique. In doing so, the medical professional should rely on their own training and experience, and should conduct a thorough review of pertinent medical literature and the product's directions for use. Postoperative management is patient-specific and dependent on the treating professional's assessment. Individual results will vary and not all patients will experience the same postoperative activity level and/or outcomes.

View U.S. patent information at www.arthrex.com/corporate/virtual-patent-marking

arthrex.com